

4.4.1 Average expenditure incurred on maintenance of physical facilities and academic support facilities excluding salary component, as a percentage during the last five years

Year	Assigned budget on academic facilities (excluding salary for human resources)	Expenditure on academic facilities (excluding salary for human resources)	Assigned budget on physical facilities (INR) (excluding salary for human resources)	Expenditure on physical facilities (INR) (excluding salary for human resources)
2013-14	3,300,000	3,088,108 ✓	11,000,000	10,656,977 ✓
2014-15	3,400,000	3,117,078 ✓	5,300,000	5,182,797 ✓
2015-16	4,400,000	4,014,287 ✓	7,000,000	6,840,414 ✓
2016-17	4,200,000	3,951,402 ✓	7,500,000	7,325,172 ✓
2017-18	5,000,000	4,742,076 ✓	7,500,000	6,907,573 ✓
	<b>20,300,000</b>	<b>18,912,951</b>	<b>38,300,000</b>	<b>36,912,933</b>

*Karunasekara Reddy*  
Karunasekara Reddy  
Chief Accounts Officer  
Surana College  
Bengaluru - 560 004



**CERTIFIED TRUE COPY**  
*[Signature]*  
Chartered Accountant



# T D JAIN AND D I SAKARIA

CHARTERED ACCOUNTANTS

CA T.D. JAIN B.Com., F.C.A.  
CA DHANPAL I SAKARIA  
B.Com., F.C.A.

# 34, Keshava Nivas, 3rd Floor  
First Main, Gandhinagar  
Bangalore-560 009  
Phone : 22356135, 22356137  
Telefax : 080-22356136  
E-mail : ostawaljain@gmail.com

**AUDIT REPORT**

**FORM NO.10B**  
**[See Rule 17 B]**

**AUDIT REPORT UNDER SECTION 12A ( b) OF THE INCOME TAX ACT,1961,  
IN THE CASE OF CHARITABLE OR RELIGIOUS TRUSTS OR INSTITUTIONS.**

We have examined the Balance Sheet of **G.D.A. FOUNDATION** as on 31<sup>st</sup> March, 2014 and the Income and Expenditure Account for the Year ended on that date which is in agreement with the books of accounts maintained by the said Trust.

We have obtained all the information's and explanations which to the best of our knowledge and belief were necessary for the purposes of the audit. In our opinion, proper books of accounts have been kept by the above named trust so far as appears in our examination of the books.

In our opinion and to the best of our information, and according to the information and explanations given to us, the said accounts give a true and fair view:

- i) In the case of the Balance Sheet, the state of affairs of the above named trust as on 31.03.2014

AND

- ii) In the case of the Income and Expenditure Account, of the Excess of Income over Expenditure for the year ended 31.03.2014

The prescribed particulars are annexed hereto.

As per Our Report of even date  
For **T D JAIN AND D I SAKARIA**  
Chartered Accountants

Place: Bangalore  
Date: 26/09/2014

*T.D.Jain*  
T.D.JAIN  
(Partner)



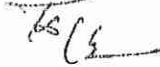
**G.D.A FOUNDATION**

**INCOME & EXPENDITURE ACCOUNT FOR THE YEAR ENDED 31.03.2014**


EXPENDITURE	SCH	Rs.	INCOME	SCH	Rs.
To Fees & Renewals	A	6,519,926.00	By Education Fees	D	101,298,297.00
" Salary & Allowances	B	37,100,736.00	" Interest on Investments	E	40,354,664.35
" Statutory Contributions	C	3,570,169.00	" Other Income	F	688,402.00
" Functions & Cultural expenses		1,802,741.00			
" Building Maintenance		8,313,880.00			
" Repairs & Maintenance		1,505,005.00			
" Research Faculty & Students		1,299,636.00			
" Advertisement Expenses		1,002,969.00			
" Audit Fees		28,090.00			
" Bank Charges		70,281.11			
" Commission Paid		537,436.00			
" Conveyance Expenses		640,978.00			
" Electrical Fittings & Other Expenses		679,522.00			
" Electricity & Water Charges		1,671,996.00			
" Internet Access Charges		122,978.00			
" Laboratory Expenses		102,437.00			
" Naac Accreditation Expenses		3,369,175.00			
" News Paper & Magazines Expenses		646,414.00			
" Office Maintenance Expenses		1,199,728.00			
" Postage & Telephone Expenses		214,511.00			
" Printing & Stationery Expenses		1,307,647.00			
" Professional Charges		9,400,145.00			
" Professional Tax		25,625.00			
" Sports Expenses		1,659,809.00			
" Staff Mediclaim & Students Insurance		490,021.00			
" Transport Expenses		324,978.00			
" Vehicle Maintenance Expenses		350,825.00			
" Watch & Ward Expenses		1,725,826.00			
" Depreciation		8,444,882.00			
" Excess of Income Over Expenditure		48,212,997.24			
		<b>142,341,363.35</b>			<b>142,341,363.35</b>

As per our Report of even date  
**For T D JAIN AND D I SAKARIA**  
 Chartered Accountants  
 Firm Reg No : 0024918

For G.D.A. Foundation

  
**T D Jain**  
 Partner  
 M.M.NO : 012034



  
 Trustee

Place : Bangalore  
 Date : 26-08-2014



SCHEDULE 'P'

FIXED ASSETS SCHEDULE AS ON 31.03.2014

Particulars	W.D.V. as on 01.04.2013	Used for 180 days or more	Used for less than 180 days	Deletions	TOTAL	Depreciation	W.D.V. as at 31.03.2014
<b>BLOCK - I ( 10% )</b>							
Furniture & Fixtures	12,554,163.00	108,894.00	214,101.00	-	12,877,158.00	1,277,011.00	11,600,147.00
<b>BLOCK - II ( 15% )</b>							
Air Condition	1,744,209.00	-	-	-	1,744,209.00	261,631.00	1,482,578.00
Biology Lab Equipments	21,971.00	-	-	-	21,971.00	3,296.00	18,675.00
Biotechnology Lab Eqpt.	125,081.00	-	-	-	125,081.00	18,762.00	106,319.00
Botany Lab Equipments	22,640.00	-	-	-	22,640.00	3,396.00	19,244.00
Chemistry Lab Equipments	50,544.00	-	-	-	50,544.00	7,582.00	42,962.00
Electrical Instalations	6,135,153.00	-	-	-	6,135,153.00	920,273.00	5,214,880.00
Electronics Lab Equipments	246,074.00	-	-	-	246,074.00	36,911.00	209,163.00
Generator	618,326.00	-	-	-	618,326.00	92,749.00	525,577.00
Lift In Building	386,458.00	-	-	-	386,458.00	57,969.00	328,489.00
Laboratory Equip.	2,970.00	-	-	-	2,970.00	446.00	2,524.00
Library Books	2,154,412.00	275,869.00	99,574.00	-	2,529,855.00	1,488,041.00	1,041,814.00
Micro Biology Lab Equip.	9,275.00	-	-	-	9,275.00	1,391.00	7,884.00
Motor Vehicle	773,965.00	-	-	-	773,965.00	116,095.00	657,870.00
Car	367,125.00	-	-	-	367,125.00	55,069.00	312,056.00
Office Equipments	968,193.00	51,200.00	31,650.00	-	1,051,043.00	155,283.00	895,760.00
Physics Lab Equipments	89,298.00	-	-	-	89,298.00	13,395.00	75,903.00
Psychology Lab Equipments	341,027.00	-	-	-	341,027.00	51,154.00	289,873.00
Public Address Systems	1,567,674.00	22,500.00	809,685.00	-	2,399,859.00	299,252.00	2,100,607.00
Pump Set	38,671.00	-	-	-	38,671.00	5,801.00	32,870.00
Sports Materials	300,487.00	-	-	-	300,487.00	45,073.00	255,414.00
Typewriter	2,014.00	-	-	-	2,014.00	302.00	1,712.00
Water Cooler	92,431.00	-	23,980.00	-	116,411.00	15,663.00	100,748.00
Xerox Machine	50,066.00	-	-	-	50,066.00	7,510.00	42,556.00
<b>BLOCK - III ( 60% )</b>							
Computers	667,122.00	346,295.00	1,228,285.00	-	2,241,702.00	976,536.00	1,265,166.00
Computer Software			150,000.00	-	150,000.00	45,000.00	105,000.00
<b>TOTAL - A</b>	<b>29,329,349.00</b>	<b>804,758.00</b>	<b>2,557,275.00</b>	<b>-</b>	<b>32,691,382.00</b>	<b>5,955,591.00</b>	<b>26,735,791.00</b>



FIXED ASSETS SCHEDULE AS ON 31.03.2014							
Particulars	W.D.V. as on 01.04.2013	Used for 180 days or more	Used for less than 180 days	Deletions	TOTAL	Depreciation	W.D.V. as at 31.03.2014
<b>BLOCK - I ( 10% )</b>							
Building At Kengeri	12,395,704.00			-	12,395,704.00	1,239,570.00	11,156,134.00
Building At Southend Road	12,497,211.00			-	12,497,211.00	1,249,721.00	11,247,490.00
<b>BLOCK - II ( 15% )</b>							
Land At Dasarhalli	5,989,430.00			-	5,989,430.00	-	5,989,430.00
Land At Kengeri	3,576,809.00			-	3,576,809.00	-	3,576,809.00
Land At Kudlu	424,230.10			-	424,230.10	-	424,230.10
<b>TOTAL - B</b>	<b>34,883,384.10</b>	<b>-</b>	<b>-</b>	<b>-</b>	<b>34,883,384.10</b>	<b>2,489,291.00</b>	<b>32,394,093.10</b>
<b>GRAND TOTAL - [A+B]</b>	<b>64,212,733.10</b>	<b>804,758.00</b>	<b>2,557,275.00</b>	<b>-</b>	<b>67,574,766.10</b>	<b>8,444,882.00</b>	<b>59,129,884.10</b>

**SURANA COLLEGE OF ARTS, SCIENCE, COMMERCE & MANAGEMENT****(A unit of G.D.A. Foundation)****BALANCE SHEET AS AT 31-03-2014**

<b>LIABILITIES</b>	<b>SCH</b>	<b>Rs.</b>	<b>ASSETS</b>	<b>SCH</b>	<b>Rs.</b>
GDA Foundation	<b>G</b>	27,358,880.00	Cash in Hand & Cash at Bank	<b>J</b>	4,353,497.00
Sundry Creditors	<b>H</b>	848,485.00	Investments	<b>K</b>	1,000,000.00
Outstanding Liabilities	<b>I</b>	5,529,064.00	Loans, Advances & Deposit	<b>L</b>	1,752,141.00
			Fixed Assets	<b>P</b>	26,630,791.00
		<b>33,736,429.00</b>	-		<b>33,736,429.00</b>

As per our Report of even date

For **G.D.A. Foundation****T D JAIN AND D I SAKARIA**

Chartered Accountants

Firm Reg No : 002491S

**T D Jain**

Partner

M.M.NO : 012034

Place : Bangalore

Date : 26-9-14

^ Sd-

Trustee

^ Sd-

Trustee



**SURANA COLLEGE OF ARTS, SCIENCE, COMMERCE & MANAGEMENT**

**(A unit of G.D.A. Foundation)**

**INCOME & EXPENDITURE ACCOUNT FOR THE YEAR ENDED 31.03.2014**

<b>EXPENDITURE</b>	<b>SCH</b>	<b>Rs.</b>	<b>INCOME</b>	<b>SCH</b>	<b>Rs.</b>
To Fees & Renewals	<b>A</b>	6,402,924.00	By Education Fees	<b>D</b>	97,272,939.00
" Statutory Contributions	<b>B</b>	2,747,535.00	" Interest on Interest	<b>E</b>	287,160.00
" Salary & Allowances	<b>C</b>	35,614,916.00	" Other Income	<b>F</b>	688,402.00
" Seminars, Entry Fee, Functions, Prizes & Other Activities Expenditures		1,802,741.00			
" Building Maintenance Expenses		7,730,490.00			
" Reparis & Maintenece Expenses		1,655,005.00			
" Research Faculty & Students		1,299,636.00			
" Advertisement Expenses		1,002,969.00			
" Audit Fees		28,090.00			
" Bank Charges		65,178.00			
" Commission Paid		537,436.00			
" Conveyance Expenses		599,978.00			
" Electrical Fittings & Other Expenses		640,733.00			
" Electricity & Water Charges		1,671,996.00			
" Internet Access Charges		122,978.00			
" Laboratory Expenses		102,437.00			
" Naac Acradition Expenses		3,369,175.00			
" News Paper & Magaznes Expenses		646,414.00			
" Office Maintenance Expenses		1,199,728.00			
" Postage & Telephone Expenses		214,511.00			
" Printing & Stationery Expenses		1,297,296.00			
" Professional Charges		8,116,081.00			
" Professional Tax Paid		25,625.00			
" Sports Expenses		1,659,809.00			
" Staff Mediclaim & Students Safety Insuran		490,021.00			
" Transport Expenses		324,978.00			
" Vehicle Maintenance Expenses		350,825.00			
" Watch & Ward Expenses		1,725,826.00			
" Depreciation		5,910,591.00			
" Excess of Income Over Expenditure		10,892,579.00			
		<b>98,248,501.00</b>		-	<b>98,248,501.00</b>

As per our Report of even date

**For T D JAIN AND D I SAKARIA**

Chartered Accountants

Firm Reg No : 002491S

For G.D.A. Foundation

**T D Jain**

Partner

M.M.NO : 012034

Sd -

Trustee

Sd -

Trustee

Place : Bangalore

Date : 26-9-14

**SCHEDULE ' P '**

**FIXED ASSETS SCHEDULE AS ON 31.03.2014**

<b>Particulars</b>	<b>W.D.V. as on 01.04.2013</b>	<b>Used for 180 days or more</b>	<b>Used for less than 180 days</b>	<b>Deletions</b>	<b>TOTAL</b>	<b>Depreciation</b>	<b>W.D.V. as at 31.03.2014</b>
<b><u>BLOCK - I ( 10% )</u></b>							
Furniture & Fixtures	12,554,163.00	108,894.00	214,101.00	-	12,877,158.00	1,277,011.00	11,600,147.00
<b><u>BLOCK - II ( 15% )</u></b>							
Air Condition	1,744,209.00	-	-	-	1,744,209.00	261,631.00	1,482,578.00
Biology Lab Equipments	21,971.00	-	-	-	21,971.00	3,296.00	18,675.00
Biotechnology Lab Eqpt.	125,081.00	-	-	-	125,081.00	18,762.00	106,319.00
Botany Lab Equipments	22,640.00	-	-	-	22,640.00	3,396.00	19,244.00
Chemistry Lab Equipments	50,544.00	-	-	-	50,544.00	7,582.00	42,962.00
Electrical Instalations	6,135,153.00	-	-	-	6,135,153.00	920,273.00	5,214,880.00
Electronics Lab Equipments	246,074.00	-	-	-	246,074.00	36,911.00	209,163.00
Generator	618,326.00	-	-	-	618,326.00	92,749.00	525,577.00
Lift In Building	386,458.00	-	-	-	386,458.00	57,969.00	328,489.00
Laboratory Equip.	2,970.00	-	-	-	2,970.00	446.00	2,524.00
Micro Biology Lab Equip.	9,275.00	-	-	-	9,275.00	1,391.00	7,884.00
Motor Vehicle	773,965.00	-	-	-	773,965.00	116,095.00	657,870.00
Car	367,125.00	-	-	-	367,125.00	55,069.00	312,056.00
Office Equipments	968,193.00	51,200.00	31,650.00	-	1,051,043.00	155,283.00	895,760.00
Physics Lab Equipments	89,298.00	-	-	-	89,298.00	13,395.00	75,903.00
Psychology Lab Equipments	341,027.00	-	-	-	341,027.00	51,154.00	289,873.00
Public Address Systems	1,567,674.00	22,500.00	809,685.00	-	2,399,859.00	299,252.00	2,100,607.00
Pump Set	38,671.00	-	-	-	38,671.00	5,801.00	32,870.00
Sports Materials	300,487.00	-	-	-	300,487.00	45,073.00	255,414.00
Typewriter	2,014.00	-	-	-	2,014.00	302.00	1,712.00
Water Cooler	92,431.00	-	23,980.00	-	116,411.00	15,663.00	100,748.00
Xerox Machine	50,066.00	-	-	-	50,066.00	7,510.00	42,556.00
<b><u>BLOCK - III ( 60% )</u></b>							
COMPUTERS	667,122.00	346,295.00	1,228,285.00	-	2,241,702.00	976,536.00	1,265,166.00
<b><u>BLOCK - IV ( 60% )</u></b>							
Library Books	2,154,412.00	275,869.00	99,574.00	-	2,529,855.00	1,488,041.00	1,041,814.00
<b>TOTAL</b>	<b>29,329,349.00</b>	<b>804,758.00</b>	<b>2,407,275.00</b>	<b>-</b>	<b>32,541,382.00</b>	<b>5,910,591.00</b>	<b>26,630,791.00</b>




**SURANA COLLEGE**

South End Road, Bangalore. 04

Course wise Income &amp; Expenditure Statement for the period ending as on 31.03.2014

<b>Income</b>	<b>Total</b>	<b>Degree</b>	<b>MBA</b>	<b>MCA</b>	<b>M.Sc.psy</b>	<b>Total Rs.</b>
Fee Collections	67,288,728	48,832,005	11,231,559	5,662,784	1,562,380	92,081,439
Other Receipts	688,402					688,402
Other fee	-					2,637,500
PG other fee						2,554,000
Interest on Investments	287,160					287,160
<b>Total Rs.</b>	<b>68,264,290</b>	<b>48,832,005</b>	<b>11,231,559</b>	<b>5,662,784</b>	<b>1,562,380</b>	<b>98,248,501</b>

<b>Capital expenditure:</b>	<b>Total</b>	<b>Degree</b>	<b>MBA</b>	<b>MCA</b>	<b>M.Sc.psy</b>	<b>Total Rs.</b>
Computers	874,580	843,457	31,123			1,574,580
Electrical Installations	23,980	23,980				23,980
Furnitures & Fixtures	171,995	135,795	36,200			322,995
Library Books	266,674	116,544	91,675	54,129	4,326	375,443
Office Equipments	72,850	47,250	25,600			82,850
Public Address Systems	509,756	387,256	122,500			832,185
<b>Total Capital expenditure:</b>	<b>1,919,835</b>	<b>1,554,282</b>	<b>307,098</b>	<b>54,129</b>	<b>4,326</b>	<b>3,212,033</b>

  
Karunasekara Reddy  
Chief Accounts Officer  
Surana College  
Bengaluru - 560 004

Revenue Expenses	Total	Degree	MBA	MCA	M.Sc.psy	Total Rs.
Fees & Renewals	5,720,256	4,003,756	900,000	625,000	191,500	6,402,924
Salaries & Allowances	23,690,039	13,733,475	5,711,969	2,528,209	1,716,386	35,614,916
Visiting Faculty - Professional fee	1,476,948	900,000	145,000	431,948		2,292,259
Cont. to Provident Fund & Other Funds	1,810,735	1,061,735	354,000	320,000	75,000	2,747,535
Seminars,Prizes/Functions & Cultural Expenses	1,060,485	793,485	200,000	17,000	50,000	1,802,741
Sports Expenses	934,573	814,573	60,000	45,000	15,000	1,659,809
Laboratory Expenses	50,181	45,181			5,000	102,437
Advertisement Expenses	765,618	440,618	150,000	100,000	75,000	1,002,969
Audit fees	28,090	28,090				28,090
Bank Charges	65,178	65,178				65,178
Building Maintenance	5,725,490	3,575,490	1,500,000	500,000	150,000	7,730,490
Commission paid	537,436	-	457,436	80,000		537,436
Repairs & Maintenance Expenses	1,304,225	629,225	400,000	250,000	25,000	1,655,005
Electrical Fittiings & Other Expenses	430,993	365,993	30,000	25,000	10,000	640,733
Electricity & Water Charges	1,228,729	428,729	350,000	350,000	100,000	1,671,996
Research Faculty & Students	1,299,636	749,636	300,000	200,000	50,000	1,299,636
Office Maintenance	822,050	447,050	200,000	150,000	25,000	1,199,728
Vehicle Maintenance Expenses	325,150	124,150	125,000	75,000	1,000	350,825
Conveyance	454,689	239,689	125,000	80,000	10,000	599,978
News Paper/Member ship & Magazines Expenses	570,962	83,461	321,550	122,640	43,311	646,414
Printing & Stationery	876,944	389,443	321,550	122,640	43,311	1,297,296
Staff / Students Welfare & Safety Insurance	313,338	198,338	75,000	35,000	5,000	490,021
NAAC Acradition expenses	3,369,175	1,819,175	750,000	550,000	250,000	3,369,175
Professional Charges	3,618,246	660,772	1,956,270	629,204	372,000	5,823,822
Rates & Taxes	381,840	166,840	95,000	95,000	25,000	491,770
Transport Expenses	304,978	104,978	175,000	25,000		324,978
Internet access charges	97,978	32,978	35,000	25,000	5,000	122,978
Postage,Telegram & Tele.Expenses	157,675	52,675	45,000	35,000	25,000	214,511
Watch and Ward Expenses	955,572	715,572	120,000	100,000	20,000	1,725,826
Depreciation	4,110,000	1,875,000	1,275,000	925,000	35,000	5,910,591
<b>Total Revenue Expenses</b>	<b>62,487,209</b>	<b>32,670,285</b>	<b>14,902,775</b>	<b>7,516,641</b>	<b>3,287,508</b>	<b>81,911,476</b>



**Karunasekara Reddy**  
**Chief Accounts Officer**  
**Surana College**  
**Bengaluru - 560 004**



**AUDIT REPORT****FORM NO.10B**  
**[See Rule 17 B]****AUDIT REPORT UNDER SECTION 12A ( b) OF THE INCOME TAX ACT,1961,  
IN THE CASE OF CHARITABLE OR RELIGIOUS TRUSTS OR INSTITUTIONS.**

We have examined the Balance Sheet of **G.D.A. FOUNDATION** as on 31<sup>st</sup> March, 2015 and the Income and Expenditure Account for the Year ended on that date which is in agreement with the books of accounts maintained by the said Trust.

We have obtained all the information's and explanations which to the best of our knowledge and belief were necessary for the purposes of the audit. In our opinion, proper books of accounts have been kept by the above named trust so far as appears in our examination of the books.

In our opinion and to the best of our information, and according to the information and explanations given to us, the said accounts give a true and fair view:

- i) In the case of the Balance Sheet, the state of affairs of the above named trust as on 31.03.2015

AND

- ii) In the case of the Income and Expenditure Account, of the Excess of Income over Expenditure for the year ended 31.03.2015

The prescribed particulars are annexed hereto.

Place: Bangalore  
Date: 26/09/2015

As per Our Report of even date  
For **T D JAIN AND D I SAKARIA**  
**Chartered Accountants**

  
**T.D.JAIN**  
**(Partner)**




**G.D.A. FOUNDATION**

**INCOME & EXPENDITURE ACCOUNT FOR THE YEAR ENDED 31.03.2015**

EXPENDITURE	SCH	Rs.	INCOME	SCH	Rs.
To Fees & Renewals	<b>A</b>	11,394,480.94	By Education Fees	<b>D</b>	105,063,595.00
" Salary & Allowances	<b>B</b>	44,509,645.00	" Interest on Investment	<b>E</b>	39,148,184.00
" Statutory Contributions	<b>C</b>	3,806,451.00	" Other Income	<b>F</b>	674,822.00
" Functions & Cultural expenses		2,312,091.00			
" Building Maintenance		1,766,905.00			
" Repairs & Maintenance		1,507,815.00			
" Research Faculty & Students		195,050.00			
" Advertisement Expenses		2,408,429.00			
" Audit Fees		28,090.00			
" Bank Charges		101,309.00			
" Commission Paid		190,000.00			
" Conveyance Expenses		1,679,393.00			
" Electrical Fittings & Other Expenses		238,265.00			
" Electricity & Water Charges		1,997,218.00			
" Internet Access Charges		186,551.00			
" Laboratory Expenses		162,019.00			
" ISR Activities expenses		288,344.00			
" News Paper & Magazines Expenses		522,331.00			
" Office Maintenance Expenses		965,418.00			
" Postage & Telephone Expenses		266,562.38			
" Printing & Stationery Expenses		1,708,557.00			
" Professional Charges		7,535,657.00			
" Sports Expenses		1,624,900.00			
" Staff Medclaim		250,243.00			
" Students Insurance		157,993.00			
" Transport Expenses		99,081.00			
" Vehicle Maintenance Expenses		330,748.00			
" Watch & Ward Expenses		1,792,330.00			
" Depreciation		7,891,453.00			
" Excess of Income Over Expenditure		48,969,271.68			
		<b>144,886,601.00</b>			<b>144,886,601.00</b>

As per our Report of even date  
**For T D JAIN AND D I SAKARIA**  
 Chartered Accountants  
 Firm Reg No : 002491S

For G.D.A. Foundation

  
**T D Jain**  
 Partner  
 M.M.NO : 012034



  
 Trustee

Place : Bangalore  
 Date : 26-9-15



**SCHEDULE 'P'**

**FIXED ASSETS SCHEDULE AS ON 31.03.2015**

Particulars	W.D.V. as on 01.04.2014	Used for 180 days or more	Used for less than 180 days	Deleti ons	TOTAL	Depreciation	W.D.V. as at 31.03.2015
<b>BLOCK - I ( 10% )</b>							
Furniture & Fixtures	11,600,147.00	110,304.00	295,686.00	-	12,006,137.00	1,185,829.00	10,820,308.00
<b>BLOCK - II ( 15% )</b>							
Air Condition	1,482,578.00	37,386.00	-	-	1,519,964.00	227,995.00	1,291,969.00
Biology Lab Equipments	18,675.00	-	-	-	18,675.00	2,801.00	15,874.00
Biotechnology Lab Eqpt.	106,319.00	-	-	-	106,319.00	15,948.00	90,371.00
Botany Lab Equipments	19,244.00	-	-	-	19,244.00	2,887.00	16,357.00
Chemistry Lab Equipmen	42,962.00	-	-	-	42,962.00	6,444.00	36,518.00
Electrical Instalations	5,214,880.00	38,173.00	233,134.00	-	5,486,187.00	805,443.00	4,680,744.00
Electronics Lab Equipmen	209,163.00	-	-	-	209,163.00	31,374.00	177,789.00
Generator	525,577.00	-	-	-	525,577.00	78,837.00	446,740.00
Lift In Building	328,489.00	-	-	-	328,489.00	49,273.00	279,216.00
Laboratory Equip.	2,524.00	-	12,892.00	-	15,416.00	1,346.00	14,070.00
Library Books	1,041,814.00	235,805.00	100,129.00	-	1,377,748.00	796,610.00	581,138.00
Micro Biology Lab Equip.	7,884.00	-	-	-	7,884.00	1,183.00	6,701.00
Motor Vehicle	657,870.00	-	-	-	657,870.00	98,681.00	559,189.00
Car	312,056.00	-	-	-	312,056.00	46,808.00	265,248.00
Office Equipments	895,760.00	-	-	-	895,760.00	134,364.00	761,396.00
Physics Lab Equipments	75,903.00	-	-	-	75,903.00	11,385.00	64,518.00
Psychology Lab Equipmen	289,873.00	82,373.00	-	-	372,246.00	55,837.00	316,409.00
Public Address Systems	2,100,607.00	-	1,163,341.00	-	3,263,948.00	402,342.00	2,861,606.00
Pump Set	32,870.00	-	-	-	32,870.00	4,931.00	27,939.00
Sports Materials	255,414.00	-	-	-	255,414.00	38,312.00	217,102.00
Typewriter	1,712.00	-	-	-	1,712.00	257.00	1,455.00
Water Cooler	100,748.00	-	-	-	100,748.00	15,112.00	85,636.00
Xerox Machine	42,556.00	-	-	-	42,556.00	6,383.00	36,173.00
<b>BLOCK - III ( 60% )</b>							
Computers	1,265,166.00	889,795.00	915,773.00	-	3,070,734.00	1,567,709.00	1,503,025.00
Computer Software	105,000.00	-	-	-	105,000.00	63,000.00	42,000.00
<b>TOTAL - A</b>	<b>26,735,791.00</b>	<b>1,393,836.00</b>	<b>2,720,955.00</b>	<b>-</b>	<b>30,850,582.00</b>	<b>5,651,091.00</b>	<b>25,199,491.00</b>





**FIXED ASSETS SCHEDULE AS ON 31.03.2015**

Particulars	W.D.V. as on 01.04.2014	Used for 180 days or more	Used for less than 180 days	Deleti ons	TOTAL	Depreciation	W.D.V. as at 31.03.2015
<b>BLOCK - I ( 10% )</b>							
Building At Kengeri	11,156,134.00			-	11,156,134.00	1,115,613.00	10,040,521.00
Building At Southend Road	11,247,490.00			-	11,247,490.00	1,124,749.00	10,122,741.00
<b>BLOCK - II ( 15% )</b>							
Land At Dasarahalli	5,989,430.00			-	5,989,430.00	-	5,989,430.00
Land At Kengeri	3,576,809.00			-	3,576,809.00	-	3,576,809.00
Land At Kudlu	424,230.10			-	424,230.10	-	424,230.10
Land at Surya Nagar			138,445,163.00	-	138,445,163.00	-	138,445,163.00
<b>TOTAL - B</b>	<b>32,394,093.10</b>	<b>-</b>	<b>138,445,163.00</b>	<b>-</b>	<b>170,839,256.10</b>	<b>2,240,362.00</b>	<b>168,598,894.10</b>
<b>GRAND TOTAL - [A+B]</b>	<b>59,129,884.10</b>	<b>1393836.00</b>	<b>141166118.00</b>	<b>-</b>	<b>201,689,838.10</b>	<b>7891453.00</b>	<b>193,798,385.10</b>



**SURANA COLLEGE****(A unit of G.D.A.Foundation)****BALANCE SHEET AS AT 31-03-2015**

<b>LIABILITIES</b>	<b>SCH</b>	<b>Rs.</b>	<b>ASSETS</b>	<b>SCH</b>	<b>Rs.</b>
GDA Foundation	<b>G</b>	23,170,875.62	Cash in Hand & Cash at Bank	<b>J</b>	364,310.62
Sundry Creditors	<b>H</b>	736,845.00	Investments - in Bank	<b>K</b>	1,000,000.00
Outstanding Liabilities	<b>I</b>	4,619,296.00	Loans, Advances & Deposit	<b>L</b>	1,963,215.00
			Fixed Assets	<b>P</b>	25,199,491.00
		<b>28,527,016.62</b>	-		<b>28,527,016.62</b>

As per our Report of even date

For **G.D.A. Foundation****T D JAIN AND D I SAKARIA**

Chartered Accountants

Firm Reg No : 002491S

**T D Jain**

Partner

M.M.NO : 012034

Place : Bangalore

Date : 26-9-2015



Trustee

**SURANA COLLEGE****(A unit of G.D.A.Foundation)****INCOME & EXPENDITURE ACCOUNT FOR THE YEAR ENDED 31.03.2015**

<b>EXPENDITURE</b>	<b>SCH</b>	<b>Rs.</b>	<b>INCOME</b>	<b>SCH</b>	<b>Rs.</b>
To Fees & Renewals	<b>A</b>	10,763,472.00	By Education Fees	<b>D</b>	95,597,345.00
" Statutory Contributions	<b>B</b>	3,294,337.00	Received		
" Salary & Allowances	<b>C</b>	42,442,446.00	" Interest Received	<b>E</b>	389,002.00
" Functions & Cultural Expenses		2,312,091.00	" Other Income	<b>F</b>	674,822.00
" Building Maintenance		1,263,353.00			
" Repairs & Maintenance		1,507,815.00			
" Research Faculty & Students		195,050.00			
" Advertisement Expenses		2,363,338.00			
" Audit Fees		28,090.00			
" Bank Charges		75,508.00			
" Commission Paid		190,000.00			
" Conveyance Expenses		1,679,393.00			
" Electrical Fittings & Other Expenses		216,865.00			
" Electricity & Water Charges		1,997,218.00			
" Internet Access Charges		186,551.00			
" ISR Activities expenses		288,344.00			
" Laboratory Expenses		162,019.00			
" News Paper & Magazines Expenses		522,331.00			
" Office Maintenance Expenses		965,418.00			
" Postage & Telephone Expenses		266,562.38			
" Printing & Stationery Expenses		1,694,366.00			
" Professional Charges		6,194,617.00			
" Sports Expenses		1,624,900.00			
" Staff Mediclaim & Students Insurance		408,236.00			
" Transport Expenses		99,081.00			
" Vehicle Maintenance Expenses		330,748.00			
" Watch & Ward Expenses		1,792,330.00			
" Depreciation		5,651,091.00			
" Excess of Income Over Expenditure		8,145,598.62			
		<b>96,661,169.00</b>		-	<b>96,661,169.00</b>

As per our Report of even date

**For T D JAIN AND D I SAKARIA**

Chartered Accountants

Firm Reg No : 002491S

For **G.D.A. Foundation****T D Jain**

Partner

M.M.NO : 012034

Place : Bangalore

Date : 28-9-2015

sd-

Trustee



**SCHEDULE ' P '**

**FIXED ASSETS SCHEDULE AS ON 31.03.2015**

Particulars	W.D.V. as on 01.04.2014	Used for 180 days or more	Used for less than 180 days	Deletions	TOTAL	Depreciation	W.D.V. as at 31.03.2015
<b>BLOCK - I ( 10% )</b>							
Furniture & Fixtures	11,600,147.00	110,304.00	295,686.00	-	12,006,137.00	1,185,829.00	10,820,308.00
<b>BLOCK - II ( 15% )</b>							
Air Condition	1,482,578.00	37,386.00	-	-	1,519,964.00	227,995.00	1,291,969.00
Biology Lab Equipments	18,675.00	-	-	-	18,675.00	2,801.00	15,874.00
Biotechnology Lab Eqpt.	106,319.00	-	-	-	106,319.00	15,948.00	90,371.00
Botany Lab Equipments	19,244.00	-	-	-	19,244.00	2,887.00	16,357.00
Chemistry Lab Equipments	42,962.00	-	-	-	42,962.00	6,444.00	36,518.00
Electrical Instalations	5,214,880.00	38,173.00	233,134.00	-	5,486,187.00	805,443.00	4,680,744.00
Electronics Lab Equipments	209,163.00	-	-	-	209,163.00	31,374.00	177,789.00
Generator	525,577.00	-	-	-	525,577.00	78,837.00	446,740.00
Lift In Building	328,489.00	-	-	-	328,489.00	49,273.00	279,216.00
Laboratory Equip.	2,524.00	-	12,892.00	-	15,416.00	1,346.00	14,070.00
Library Books	1,041,814.00	235,805.00	100,129.00	-	1,377,748.00	796,610.00	581,138.00
Micro Biology Lab Equip.	7,884.00	-	-	-	7,884.00	1,183.00	6,701.00
Motor Vehicle	657,870.00	-	-	-	657,870.00	98,681.00	559,189.00
Car	312,056.00	-	-	-	312,056.00	46,808.00	265,248.00
Office Equipments	895,760.00	-	-	-	895,760.00	134,364.00	761,396.00
Physics Lab Equipments	75,903.00	-	-	-	75,903.00	11,385.00	64,518.00
Psychology Lab Equipments	289,873.00	82,373.00	-	-	372,246.00	55,837.00	316,409.00
Public Address Systems	2,100,607.00	-	1,163,341.00	-	3,263,948.00	402,342.00	2,861,606.00
Pump Set	32,870.00	-	-	-	32,870.00	4,931.00	27,939.00
Sports Materials	255,414.00	-	-	-	255,414.00	38,312.00	217,102.00
Typewriter	1,712.00	-	-	-	1,712.00	257.00	1,455.00
Water Cooler	100,748.00	-	-	-	100,748.00	15,112.00	85,636.00
Xerox Machine	42,556.00	-	-	-	42,556.00	6,383.00	36,173.00
<b>BLOCK - III ( 60% )</b>							
Computers	1,265,166.00	889,795.00	915,773.00	-	3,070,734.00	1,567,709.00	1,503,025.00
Computer Software	105,000.00	-	-	-	105,000.00	63,000.00	42,000.00
<b>TOTAL - A</b>	26,735,791.00	1,393,836.00	2,720,955.00	-	30,850,582.00	5,651,091.00	25,199,491.00

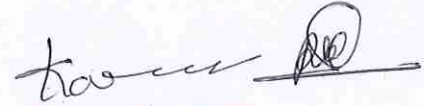
**SURANA COLLEGE**

South End Road, Bangalore.

Course wise Income &amp; Expenditure Statement for the period ending as on 31.03.2015

Income	Total	Degree	MBA	MCA	M.Sc.psy	M.Com	Total Rs.
Fee Collections	66,381,633	51,236,277	8,929,681	3,641,695	1,743,380	830,600	95,601,345
Other Receipts	674,822						674,822
Interest on Investments	389,002						389,002
<b>Total Rs.</b>	<b>67,445,457</b>	<b>51,236,277</b>	<b>8,929,681</b>	<b>3,641,695</b>	<b>1,743,380</b>	<b>830,600</b>	<b>96,665,169</b>

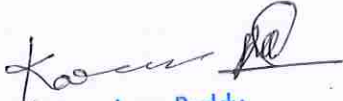
Capital expenditure:	Total	Degree	MBA	MCA	M.Sc.psy	M.Com	Total Rs.
<b>Air Condition</b>	37,386		37,386				37,386
Computers	1,755,000	900,000	750,000	35,000	35,000	35,000	1,805,568
Electrical Installations	171,307	171,307					271,307
Furnitures & Fixtures	405,990	-	110,304			295,686	405,990
Laboratory Equipments- Psy & FT	82,373				82,373		95,265
Library Books	270,712	146,816	47,154	8,109	5,919	62,714	335,934
Public Address Systems	963,341	403,341	450,000	50,000	25,000	35,000	1,163,341
<b>Total Capital expenditure:</b>	<b>3,686,109</b>	<b>1,621,464</b>	<b>1,394,844</b>	<b>93,109</b>	<b>148,292</b>	<b>428,400</b>	<b>4,114,791</b>



Karunasekara Reddy  
Chief Accounts Officer  
Surana College  
Bengaluru - 560 004



Revenue Expenses	Total	Degree	MBA	MCA	M.Sc.psy	M.Com	Total Rs.
Fees & Renewals	9,806,629	7,012,358	1,289,802	740,789	539,870	223,810	10,763,472
Cont. to Provident Fund & Other Funds	2,377,663	1,545,556	480,453	188,006	138,200	25,448	3,295,174
Salaries & Allowances	30,510,103	19,787,518	6,191,405	2,422,765	1,780,931	327,484	42,570,792
Visiting Faculty - Professional fee	2,711,179	920,000	1,316,402	303,777		171,000	3,255,979
Students Skill Dev.Programme fee	1,871,703	1,200,917	504,988	165,798			3,105,838
Seminars,Prizes/Functions & Cultural Expenses	1,546,441	740,449	539,992	200,000	50,000	16,000	2,316,791
Sports Expenses	903,900	778,900	70,000	40,000	15,000		1,628,900
Advertisement Expenses	1,669,098	517,274	559,550	467,274	75,000	50,000	2,336,372
Audit fees	-						28,090
Bank Charges	62,000	35,000	10,000	15,000	2,000		75,508
Building Maintenance	925,000	350,000	300,000	200,000	50,000	25,000	1,263,353
Commission paid	190,000		160,000	30,000			190,000
Admission promotion expenses	446,108		400,000	46,108			608,108
Conveyance	704,285	287,285	200,000	200,000	15,000	2,000	909,285
Library Fittings & Other Expenses	165,000	50,000	50,000	50,000	15,000		216,865
Electricity & Water Charges	1,504,719	583,966	350,000	350,000	200,753	20,000	1,994,719
Internet access charges	87,000	25,000	25,000	25,000	10,000	2,000	116,954
ISR Activities expenses	195,000	80,000	50,000	50,000	10,000	5,000	288,344
Laboratory Expenses	70,000	70,000					162,019
News Paper/Member ship & Magazines Expens	470,331	102,544	210,147	122,640	35,000		522,331
Office Maintenance	685,000	300,000	200,000	150,000	25,000	10,000	965,418
Postage,Telegram & Tele.Expenses	196,562	81,562	50,000	40,000	20,000	5,000	266,562
Printing & Stationery	1,219,366	839,366	250,000	100,000	25,000	5,000	1,694,366
Repairs & Maintenance Expenses	1,100,000	400,000	400,000	250,000	50,000		1,507,815
Research Faculty & Students	195,050	117,750	77,300				195,050
Staff / Students Welfare & Safety Insurance	261,500	140,000	75,000	35,000	7,500	4,000	408,236
Transport Expenses	95,000	50,000	35,000	10,000			99,081
Vehicle Maintenance Expenses	300,748	124,000	96,748	80,000			330,748
Watch and Ward Expenses	1,092,330	762,330	130,000	110,000	80,000	10,000	1,792,330
Depreciation	4,285,000	1,875,000	160,000	875,000	925,000	450,000	5,651,091
<b>Total Revenue Expenses</b>	<b>65,646,715</b>	<b>36,901,775</b>	<b>14,021,787</b>	<b>6,392,157</b>	<b>3,144,254</b>	<b>901,742</b>	<b>82,908,500</b>

  
 Karunasekara Reddy  
 Chief Accounts Officer  
 Surana College  
 Bengaluru - 560 004



15-16



# T D JAIN AND D I SAKARIA

CHARTERED ACCOUNTANTS

CA T.D. JAIN B.Com., F.C.A.  
CA DHANPAL I SAKARIA  
B.Com., F.C.A.

# 34, Keshava Nivas, 3rd Floor  
First Main, Gandhinagar  
Bangalore-560 009  
Phone : 22356135, 22356137  
Telefax : 080-22356136  
E-mail : ostawaljain@gmail.com

### AUDIT REPORT

FORM NO.10B  
[See Rule 17 B]

### AUDIT REPORT UNDER SECTION 12A ( b) OF THE INCOME TAX ACT, 1961, IN THE CASE OF CHARITABLE OR RELIGIOUS TRUSTS OR INSTITUTIONS.

We have examined the Balance Sheet of **G.D.A. FOUNDATION** as on 31<sup>st</sup> March, 2016 and the Income and Expenditure Account for the Year ended on that date which is in agreement with the books of accounts maintained by the said Trust.

We have obtained all the information's and explanations which to the best of our knowledge and belief were necessary for the purposes of the audit. In our opinion, proper books of accounts have been kept by the above named trust so far as appears in our examination of the books.

In our opinion and to the best of our information, and according to the information and explanations given to us, the said accounts give a true and fair view:

- i) In the case of the Balance Sheet, the state of affairs of the above named trust as on 31.03.2016

AND

- ii) In the case of the Income and Expenditure Account, of the Excess of Income over Expenditure for the year ended 31.03.2016

The prescribed particulars are annexed hereto.

As per Our Report of even date  
For **T D JAIN AND D I SAKARIA**  
Chartered Accountants

Place: Bangalore  
Date: 26/09/2016

  
**T.D.JAIN**  
(Partner)




**G.D.A.FOUNDATION**

**CONSOLIDATED INCOME & EXPENDITURE ACCOUNT FOR THE YEAR ENDED 31.03.2016**

EXPENDITURE	SCH	Rs.	INCOME	SCH	Rs.
To Fees & Renewals	A	11,293,569.00	By Education Fees	D	115,968,864.00
" Salary & Allowances	B	47,850,872.00	" Interest on Investment	E	32,893,810.00
" Statutory Contributions	C	4,549,985.00	" Other Income	F	877,096.00
" Functions & Cultural expenses		2,162,624.00			
" Building Maintenance		3,675,834.00			
" Repairs & Maintenance		1,509,307.00			
" Research Faculty & Students		122,050.00			
" Advertisement Expenses		2,212,295.00			
" Audit Fees		28,625.00			
" Bank Charges		55,219.80			
" Commission Paid		945,500.00			
" Conveyance Expenses		2,170,576.90			
" Electrical Fittings & Other Expenses		571,087.00			
" Electricity & Water Charges		2,205,807.00			
" Internet Access Charges		171,466.08			
" Laboratory Expenses		98,092.00			
" ISR Activities expenses		245,506.00			
" News Paper & Magazines Expenses		595,896.00			
" Office Maintenance Expenses		1,013,350.00			
" Postage & Telephone Expenses		232,432.95			
" Printing & Stationery Expenses		1,878,895.00			
" Professional Charges		5,620,153.00			
" Sports Expenses		1,914,342.00			
" Staff Mediclaim		205,687.00			
" Students Insurance		103,503.00			
" Transport Expenses		95,691.00			
" Vehicle Maintenance Expenses		384,878.00			
" Watch & Ward Expenses		2,066,127.00			
" Depreciation		7,671,269.00			
" Excess of Income Over Expenditure		48,089,130.27			
		<b>149,739,770.00</b>			<b>149,739,770.00</b>

As per our Report of even date  
**For T D JAIN AND D I SAKARIA**  
 Chartered Accountants  
 Firm Reg No : 0024913



**T D Jain**  
 Partner  
 M.M.NO : 012034



**For G.D.A. Foundation**

  
 Trustee

Place : Bangalore  
 Date : 26.09.2016



SCHEDULE 'F'

FIXED ASSETS SCHEDULE AS ON 31.03.2016

Particulars	W.D.V. as on 01.04.2015	Used for 180 days or more	Used for less than 180 days	Deletions	TOTAL	Depreciation	W.D.V. as at 31.03.2016
<b>BLOCK - I ( 10% )</b>							
Furniture & Fixtures	10,820,308.00	147,064.00	190,312.00	-	11,157,684.00	1,106,253.00	10,051,431.00
<b>BLOCK - II ( 15% )</b>							
Air Condition	1,291,969.00				1,291,969.00	193,795.00	1,098,174.00
Biology Lab Equipments	15,874.00				15,874.00	2,381.00	13,493.00
Biotechnology Lab Eqpt.	90,371.00				90,371.00	13,556.00	76,815.00
Botany Lab Equipments	16,357.00				16,357.00	2,454.00	13,903.00
Chemistry Lab Equipmen	36,518.00				36,518.00	5,478.00	31,040.00
Electrical Instalations	4,680,744.00	165,856.00	409,607.00		5,256,207.00	757,711.00	4,498,496.00
Electronics Lab Equipmen	177,789.00				177,789.00	26,668.00	151,121.00
Generator	446,740.00				446,740.00	67,011.00	379,729.00
Lift In Building	279,216.00				279,216.00	41,882.00	237,334.00
Laboratory Equip.	14,070.00				14,070.00	2,111.00	11,959.00
Micro Biology Lab Equip.	6,701.00				6,701.00	1,005.00	5,696.00
Motor Vehicle	559,189.00				559,189.00	83,878.00	475,311.00
Car	265,248.00				265,248.00	39,787.00	225,461.00
Office Equipments	761,396.00	210,000.00			971,396.00	145,709.00	825,687.00
Physics Lab Equipments	64,518.00				64,518.00	9,678.00	54,840.00
Psychology Lab Equipmen	316,409.00				316,409.00	47,461.00	268,948.00
Public Address Systems	2,861,606.00	72,135.00	436,952.00		3,370,693.00	472,833.00	2,897,860.00
Pump Set	27,939.00				27,939.00	4,191.00	23,748.00
Sports Materials	217,102.00				217,102.00	32,565.00	184,537.00
Typewriter	1,455.00				1,455.00	218.00	1,237.00
Water Cooler	85,636.00				85,636.00	12,845.00	72,791.00
Xerox Machine	36,173.00				36,173.00	5,426.00	30,747.00
<b>BLOCK - III ( 60% )</b>							
Computers	1,503,025.00	758,651.00	2,205,966.00		4,467,642.00	2,018,795.00	2,448,847.00
Computer Software	42,000.00				42,000.00	25,200.00	16,800.00
Library Books	581,138.00	208,596.00	207,372.00		997,106.00	536,052.00	461,054.00
<b>TOTAL - A</b>	<b>25,199,491.00</b>	<b>1,562,302.00</b>	<b>3,450,209.00</b>	<b>-</b>	<b>30,212,002.00</b>	<b>5,654,943.00</b>	<b>24,557,059.00</b>



FIXED ASSETS SCHEDULE AS ON 31.03.2016						
Particulars	W.D.V. as on 01.04.2015	Used for 180 days or more	Used for less than 180 days	Deleti ons	TOTAL	W.D.V. as at 31.03.2016
<b>BLOCK - I ( 10% )</b>						
Building At Kengeri	10,040,521.00			-	10,040,521.00	9,036,469.00
Building At Southend Road	10,122,741.00			-	10,122,741.00	9,110,467.00
Building construction - surya Nagar			52,315,243.00	-	52,315,243.00	52,315,243.00
<b>BLOCK - II ( 15% )</b>						
Land At Dasarahalli	5,989,430.00			-	5,989,430.00	5,989,430.00
Land At Kengeri	3,576,809.00			-	3,576,809.00	3,576,809.00
Land At Kudlu	424,230.10			-	424,230.10	424,230.10
Land at Surya Nagar	138,445,163.00			-	138,445,163.00	138,445,163.00
TOTAL - B	168,598,894.10	-	52,315,243.00	-	220,914,137.10	218,897,811.10
<b>GRAND TOTAL - [A+B]</b>	<b>193,798,385.10</b>	<b>1562302.00</b>	<b>55765452.00</b>	<b>-</b>	<b>251,126,139.10</b>	<b>243,454,870.10</b>



**SURANA COLLEGE****(A unit of G.D.A.Foundation)****BALANCE SHEET AS AT 31-03-2016**

<b>LIABILITIES</b>	<b>SCH</b>	<b>Rs.</b>	<b>ASSETS</b>	<b>SCH</b>	<b>Rs.</b>
GDA Foundation	<b>G</b>	20,530,735.59	Cash in Hand & Cash at Bank	<b>J</b>	1,405,391.59
Sundry Creditors	<b>H</b>	3,170,118.00	Investments - in Bank	<b>K</b>	1,000,000.00
Outstanding Liabilities	<b>I</b>	5,003,987.00	Loans, Advances & Deposit	<b>L</b>	1,742,390.00
			Fixed Assets	<b>P</b>	24,557,059.00
		<b>28,704,840.59</b>	-		<b>28,704,840.59</b>

As per our Report of even date

For **G.D.A. Foundation**For **T D JAIN AND D I SAKARIA**

Chartered Accountants

Firm Reg No : 002491S


**T D Jain**

Partner

M.M.NO : 012034

Place : Bangalore

Date : 26.09.2016

  
Trustee

**SURANA COLLEGE**

**(A unit of G.D.A.Foundation)**

**INCOME & EXPENDITURE ACCOUNT FOR THE YEAR ENDED 31.03.2016**

<b>EXPENDITURE</b>	<b>SCH</b>	<b>Rs.</b>	<b>INCOME</b>	<b>SCH</b>	<b>Rs.</b>
To Fees & Renewals	<b>A</b>	11,032,580.00	By Education Fees	<b>D</b>	105,010,268.00
" Statutory Contributions	<b>B</b>	3,895,484.00	Received		
" Salary & Allowances	<b>C</b>	43,527,324.00	" Interest Received	<b>E</b>	346,092.00
" Functions & Cultural Expenses		2,162,624.00	" Other Income	<b>F</b>	877,096.00
" Building Maintenance		2,429,879.00			
" Repairs & Maintenance		1,509,307.00			
" Research Faculty & Students		122,050.00			
" Advertisement Expenses		2,212,295.00			
" Audit Fees		28,625.00			
" Bank Charges		51,064.80			
" Commission Paid		945,500.00			
" Conveyance Expenses		2,078,043.00			
" Electrical Fittings & Other Expenses		568,344.00			
" Electricity & Water Charges		2,140,688.00			
" Internet Access Charges		171,466.08			
" ISR Activities expenses		245,506.00			
" Laboratory Expenses		98,092.00			
" News Paper & Magazines Expenses		595,896.00			
" Office Maintenance Expenses		985,787.00			
" Postage & Telephone Expenses		225,977.95			
" Printing & Stationery Expenses		1,849,604.00			
" Professional Charges		5,434,937.00			
" Sports Expenses		1,914,342.00			
" Staff Mediclaim		205,687.00			
" Students Safety Expenses		103,503.00			
" Transport Expenses		95,691.00			
" Vehicle Maintenance Expenses		384,878.00			
" Watch & Ward Expenses		2,066,127.00			
" Depreciation		5,654,943.00			
" Excess of Income Over Expenditure A/c.		13,497,211.17			
		<b>106,233,456.00</b>		-	<b>106,233,456.00</b>

As per our Report of even date  
**For T D JAIN AND D I SAKARIA**  
 Chartered Accountants  
 Firm Reg No : 002491S

For **G.D.A. Foundation**

**T D Jain**  
 Partner  
 M.M.NO : 012034

sd-  
 Trustee

Place : Bangalore  
 Date : 26.09.2016



**SCHEDULE ' P '**

**FIXED ASSETS SCHEDULE AS ON 31.03.2016**

Particulars	W.D.V. as on 01.04.2015	Used for 180 days or more	Used for less than 180 days	Deleti ons	TOTAL	Depreciation	W.D.V. as at 31.03.2016
<b>BLOCK - I ( 10% )</b>							
Furniture & Fixtures	10,820,308.00	147,064.00	190,312.00	-	11,157,684.00	1,106,253.00	10,051,431.00
<b>BLOCK - II ( 15% )</b>							
Air Condition	1,291,969.00			-	1,291,969.00	193,795.00	1,098,174.00
Biology Lab Equipments	15,874.00			-	15,874.00	2,381.00	13,493.00
Biotechnology Lab Eqpt.	90,371.00			-	90,371.00	13,556.00	76,815.00
Botany Lab Equipments	16,357.00			-	16,357.00	2,454.00	13,903.00
Chemistry Lab Equipmen	36,518.00			-	36,518.00	5,478.00	31,040.00
Electrical Instalations	4,680,744.00	165,856.00	409,607.00	-	5,256,207.00	757,711.00	4,498,496.00
Electronics Lab Equipmen	177,789.00			-	177,789.00	26,668.00	151,121.00
Generator	446,740.00			-	446,740.00	67,011.00	379,729.00
Lift In Building	279,216.00			-	279,216.00	41,882.00	237,334.00
Laboratory Equip.	14,070.00			-	14,070.00	2,111.00	11,959.00
Micro Biology Lab Equip.	6,701.00			-	6,701.00	1,005.00	5,696.00
Motor Vehicle	559,189.00			-	559,189.00	83,878.00	475,311.00
Car	265,248.00			-	265,248.00	39,787.00	225,461.00
Office Equipments	761,396.00	210,000.00		-	971,396.00	145,709.00	825,687.00
Physics Lab Equipments	64,518.00			-	64,518.00	9,678.00	54,840.00
Psychology Lab Equipmen	316,409.00			-	316,409.00	47,461.00	268,948.00
Public Address Systems	2,861,606.00	72,135.00	436,952.00	-	3,370,693.00	472,833.00	2,897,860.00
Pump Set	27,939.00			-	27,939.00	4,191.00	23,748.00
Sports Materials	217,102.00			-	217,102.00	32,565.00	184,537.00
Typewriter	1,455.00			-	1,455.00	218.00	1,237.00
Water Cooler	85,636.00			-	85,636.00	12,845.00	72,791.00
Xerox Machine	36,173.00			-	36,173.00	5,426.00	30,747.00
<b>BLOCK - III ( 60% )</b>							
Computers	1,503,025.00	758,651.00	2,205,966.00	-	4,467,642.00	2,018,795.00	2,448,847.00
Computer Software	42,000.00			-	42,000.00	25,200.00	16,800.00
Library Books	581,138.00	208,596.00	207,372.00	-	997,106.00	536,052.00	461,054.00
<b>TOTAL - A</b>	<b>25,199,491.00</b>	<b>1,562,302.00</b>	<b>3,450,209.00</b>	<b>-</b>	<b>30,212,002.00</b>	<b>5,654,943.00</b>	<b>24,557,059.00</b>

**SURANA COLLEGE**

South End Road, Bangalore.

Course wise Income &amp; Expenditure Statement for the period from 01.04.2015 to 31.03.2016

Income	Total	Degree	M.Com	MBA	MCA	M.Sc.psy	Total Rs.
Fee Collections from admissions	75,929,004	56,453,159	2,700,000	11,072,550	3,163,735	2,539,560	105,010,268
Other Receipts	877,096						877,096
Interest on Investments	346,092						346,092
<b>Total Rs.</b>	<b>77,152,192</b>	<b>56,453,159</b>	<b>2,700,000</b>	<b>11,072,550</b>	<b>3,163,735</b>	<b>2,539,560</b>	<b>106,233,456</b>

Capital expenditure:	Total	Degree	M.Com	MBA	MCA	M.Sc.psy	Total Rs.
Office Equipments	210,000	105,000		105,000			210,000
Computers	2,464,617	1,349,626		714,991	300,000	100,000	2,964,617
Electrical Installations	575,463	575,463					575,463
Furnitures & Fixtures	337,376	-	166,250	171,126			337,376
Library Books	342,940	98,288	117,877	101,667	23,626	1,482	415,968
ic Address Systems	509,087	252,087		257,000			509,087
<b>Total Capital expenditure:</b>	<b>4,439,483</b>	<b>2,380,464</b>	<b>284,127</b>	<b>1,349,784</b>	<b>323,626</b>	<b>101,482</b>	<b>5,012,511</b>



Karunasekara Reddy  
Chief Accounts Officer  
Surana College  
Bengaluru - 560 004



Revenue Expenses	Total	Degree	M.Com	MBA	MCA	M.Sc.psy	Total Rs.
To Fees & Renewals	10,171,001	6,762,807	363,953	1,648,392	941,680	454,169	11,032,580
" Statutory Contributions	2,815,484	1,543,484	43,200	432,000	302,400	494,400	3,895,484
" Salary & Allowances	29,974,269	18,613,806	888,426	5,976,280	2,248,635	2,130,813	43,527,324
" Visiting faculty / part time faculty	1,281,257	356,309	594,000	118,500	212,448		2,455,963
" Functions & Cultural Expenses	1,102,966	768,667	15,000	184,299	100,000	35,000	1,648,881
" Entry fee Faculty	88,281	48,831	2,000	19,950	10,000	7,500	95,781
" Entry fee Students	97,909	44,609	2,000	38,800	7,500	5,000	115,909
" Gifts & Prizes	81,052	37,827	1,946	19,460	13,062	8,757	161,499
" Guest Lecturers	139,054	48,470	13,000	60,584	5,000	12,000	140,554
" Building Maintenance	1,789,879	720,485	15,000	579,394	275,000	200,000	2,429,879
" Repairs & Maintenance	1,119,807	404,720	15,000	350,087	250,000	100,000	1,509,307
" Research Faculty & Students	122,050	99,000		23,050			122,050
" Advertisement Expenses	1,747,295	709,772	25,000	712,523	250,000	50,000	2,212,295
" Audit Fees	28,625	28,625					28,625
" Bank Charges	51,064	51,064					51,064
" Commission Paid	945,500	-		945,500			945,500
" Conveyance Expenses	594,609	314,609	5,000	150,000	100,000	25,000	859,609
" Admission promotional expenses	364,535	-		324,535	40,000		1,218,434
" Electrical Fittings & Other Expenses	458,344	163,298	5,000	140,046	100,000	50,000	568,344
" Electricity & Water Charges	1,675,688	587,488	20,000	468,200	400,000	200,000	2,140,688
" Internet Access Charges	128,966	38,233	5,000	35,733	35,000	15,000	171,466
" ISR Activities expenses	205,506	75,506	5,000	65,000	50,000	10,000	245,506
" Laboratory Expenses	98,092	98,092					98,092
" News Paper & Magazines Expenses	495,896	174,451		211,445	75,000	35,000	595,896
" Office Maintenance Expenses	882,870	727,813		95,057	45,000	15,000	985,787
" Postage & Telephone Expenses	169,977	54,997	2,000	52,980	45,000	15,000	225,977
" Printing & Stationery Expenses	1,321,897	1,194,642		77,255	35,000	15,000	1,849,604
" Professional Charges	787,820	188,611		599,209			787,820
" Skill development programmes	1,631,880	1,237,661	25,763	340,976	27,480		2,191,154
" Sports Expenses	1,279,342	1,134,342	5,000	75,000	45,000	20,000	1,914,342
" Staff Mediclaim	149,964	90,118	3,903	26,020	18,214	11,709	205,687
" Students Safety Expenses	62,023	50,343	2,720	4,600	1,840	2,520	103,503
" Transport Expenses	95,691	5,660		90,031			95,691
" Vehicle Maintenance Expenses	384,878	12,912		301,966	50,000	20,000	384,878
" Watch & Ward Expenses	1,316,127	991,127	10,000	240,000	50,000	25,000	2,066,127
Depreciation	4,283,000	1,850,000	158,000	850,000	925,000	500,000	5,654,943
<b>Total Revenue Expenses</b>	<b>67,942,598</b>	<b>37,378,379</b>	<b>2,067,911</b>	<b>14,406,872</b>	<b>5,733,259</b>	<b>3,956,868</b>	<b>87,081,300</b>

  
**Karunasekara Reddy**  
 Chief Accounts Officer  
 Surana College  
 Bengaluru - 560 004





**T D JAIN AND D I SAKARIA**  
CHARTERED ACCOUNTANTS

**CA T.D. JAIN** B.Com., F.C.A.  
**CA DHANPAL I SAKARIA**  
B.Com., F.C.A.

# 34, Keshava Nivas, 3rd Floor  
First Main, Gandhinagar  
Bangalore-560 009  
Phone : 22356135, 22356137  
Telefax : 080-22356136  
E-mail : ostawaljain@gmail.com

**AUDIT REPORT**

**FORM NO.10B**  
**[See Rule 17 B]**

**AUDIT REPORT UNDER SECTION 12A (b) OF THE INCOME TAX ACT, 1961,  
IN THE CASE OF CHARITABLE OR RELIGIOUS TRUSTS OR INSTITUTIONS.**

We have examined the Balance Sheet of **G.D.A. FOUNDATION** as on 31<sup>st</sup> March, 2017 and the Income and Expenditure Account for the Year ended on that date which is in agreement with the books of accounts maintained by the said Trust.

We have obtained all the information's and explanations which to the best of our knowledge and belief were necessary for the purposes of the audit. In our opinion, proper books of account have been kept by the above named trust so far as appears in our examination of the books.

In our opinion and to the best of our information, and according to the information and explanations given to us, the said accounts give a true and fair view:

- i) In the case of the Balance Sheet, the state of affairs of the above named trust as on 31.03.2017

AND

- ii) In the case of the Income and Expenditure Account, of the Excess of Income over Expenditure for the year ended 31.03.2017

The prescribed particulars are annexed hereto.

As per Our Report of even date  
For **T D JAIN AND D I SAKARIA**  
Chartered Accountants

Place: Bangalore  
Date: 25.10.2017

  
**T.D.JAIN**  
(Partner)



Name: : **G.D.A. FOUNDATION**  
 Address : No.16, Southend Road, Bangalore - 560 004  
 Status : TRUST  
 PAN : AAATGO826A  
 Financial Year : 2016-2017  
 Assessment Year : 2017-2018

<b>STATEMENT OF TOTAL INCOME</b>		<b>Amount</b>	<b>Amount</b>
<b>INCOME RECEIVED</b>			
Education Fee		141,056,144.00	
Interest Received		26,693,876.73	
Other Income		813,316.00	
	<b>Total - A</b>		<b>168,563,336.73</b>
<b>INCOME TO BE APPLIED 85% OF RECEIPTS</b>		<b>143,278,836.22</b>	
Expenses as per I & E Statement		120,092,325.42	
Application towards Assests		23,186,510.80	
	<b>Total - B</b>		<b>143,278,836.22</b>
	<b>Balance [A-B]</b>		<b>0.00</b>
Taxable Income			
Tax thereon			Nil
<u>Less: TDS Deducted</u>			392,592.00
			<u>(392,592.00)</u>
<b>Balance tax payable (Refundable)Rs.</b>			<b>(392,590.00)</b>



For G D A Foundation

*[Signature]*

(Trustee)

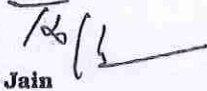


**G.D.A.FOUNDATION****CONSOLIDATED BALANCE SHEET AS AT 31-03-2017**


<b>LIABILITIES</b>	<b>SCH</b>	<b>Rs.</b>	<b>ASSETS</b>	<b>SCH</b>	<b>Rs.</b>
Corpus Fund	<b>G</b>	257,541,700.00	Cash in Hand & Cash at Bank	<b>K</b>	8,687,277.12
General Fund	<b>H</b>	373,810,050.22	Investments	<b>L</b>	252,380,474.00
Sundry Creditors	<b>I</b>	3,572,519.00	Loans, Advances & Deposit	<b>M</b>	33,660,902.00
Outstanding Liabilities	<b>J</b>	12,893,333.00	Fixed Assets	<b>P</b>	353,088,949.10
		<b>647,817,602.22</b>			<b>647,817,602.22</b>

As per our Report of even date  
**For T D JAIN AND D I SAKARIA**  
Chartered Accountants  
Firm Reg No : 002491S

For **G.D.A. Foundation**

  
**T D Jain**  
Partner  
M.M.NO : 012034



  
Trustee

Place : Bangalore  
Date : 25.10.2017

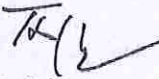


**G.D.A.FOUNDATION****CONSOLIDATED INCOME & EXPENDITURE ACCOUNT FOR THE YEAR ENDED 31.03.2017**


<b>EXPENDITURE</b>	<b>SCH</b>	<b>Rs.</b>	<b>INCOME</b>	<b>SCH</b>	<b>Rs.</b>
To Fees & Renewals	<b>A</b>	13,113,563.00	By Education Fees	<b>D</b>	141,056,144.00
" Salary & Allowances	<b>B</b>	55,674,635.00	" Interest on Investment	<b>E</b>	26,693,876.73
" Statutory Contributions	<b>C</b>	5,533,457.00	" Other Income	<b>F</b>	813,316.00
" Functions & Cultural expenses		2,479,257.00			
" Building Maintenance		4,141,188.00			
" Repairs & Maintenance		1,430,566.00			
" Research Faculty & Students		365,034.00			
" Advertisement Expenses		1,183,104.00			
" Audit Fees		41,300.00			
" Bank Charges		111,259.58			
" Commission Paid		690,500.00			
" Conveyance Expenses		2,425,200.00			
" Electrical Fittings & Other Expenses		460,233.00			
" Electricity & Water Charges		2,908,204.36			
" Hostel Expenses		223,200.00			
" Internet Access Charges		291,600.48			
" Laboratory Expenses		99,140.00			
" ISR Activities expenses		209,541.00			
" News Paper & Magazines Expenses		640,727.00			
" Office Maintenance Expenses		752,687.00			
" Postage & Telephone Expenses		432,173.00			
" Printing & Stationery Expenses		3,085,876.00			
" Professional Charges		5,461,489.00			
" Sports Expenses		1,743,625.00			
" Staff Mediclaim		259,876.00			
" Students Insurance		107,929.00			
" Transport Expenses		1,482,664.00			
" Vehicle Maintenance Expenses		638,707.00			
" Watch & Ward Expenses		3,028,380.00			
" Depreciation		11,077,210.00			
" Excess of Income Over Expenditure		48,471,011.31			
		<b>168,563,336.73</b>			<b>168,563,336.73</b>

As per our Report of even date  
**For T D JAIN AND D I SAKARIA**  
Chartered Accountants  
Firm Reg No : 002491S

For **G.D.A. Foundation**

  
**T D Jain**  
Partner  
M.M.NO : 012034



  
Trustee

Place : Bangalore  
Date : 25.10.2017



**[ SURANA COLLEGE UNIT ] SCHEDULE ' P '**  
**FIXED ASSETS SCHEDULE AS ON 31.03.2017**

Particulars	W.D.V. as on 01.04.2016	Used for 180 days or more	Used for less than 180 days	Delet ions	TOTAL	Depreciation	W.D.V. as at 31.03.2017
<b>BLOCK - I ( 10% )</b>							
Furniture & Fixtures	10,051,431.00	208,108.00	11,450.00	-	10,270,989.00	1,026,526.00	9,244,463.00
<b>BLOCK - II ( 15% )</b>							
Air Condition	1,098,174.00	359,809.00			1,457,983.00	218,697.00	1,239,286.00
Biology Lab Equipments	13,493.00				13,493.00	2,024.00	11,469.00
Biotechnology Lab Eqpt.	76,815.00				76,815.00	11,522.00	65,293.00
Botany Lab Equipments	13,903.00				13,903.00	2,085.00	11,818.00
Chemistry Lab Equipments	31,040.00				31,040.00	4,656.00	26,384.00
Electrical Instalations	4,498,496.00	173,335.00	782,133.00		5,453,964.00	759,435.00	4,694,529.00
Electronics Lab Equipments	151,121.00				151,121.00	22,668.00	128,453.00
Generator	379,729.00				379,729.00	56,959.00	322,770.00
Lift In Building	237,334.00				237,334.00	35,600.00	201,734.00
Laboratory Equip.	11,959.00				11,959.00	1,794.00	10,165.00
Micro Biology Lab Equip.	5,696.00				5,696.00	854.00	4,842.00
Motor Vehicle	475,311.00				475,311.00	71,297.00	404,014.00
Car	225,461.00				225,461.00	33,819.00	191,642.00
Office Equipments	825,687.00				825,687.00	123,853.00	701,834.00
Physics Lab Equipments	54,840.00				54,840.00	8,226.00	46,614.00
Psychology Lab Equipments	268,948.00				268,948.00	40,342.00	228,606.00
Public Address Systems	2,897,860.00	345,698.00	132,170.00		3,375,728.00	496,446.00	2,879,282.00
Pump Set	23,748.00	10,711.00			34,459.00	5,169.00	29,290.00
Sports Materials	184,537.00				184,537.00	27,681.00	156,856.00
Typewriter	1,237.00				1,237.00	186.00	1,051.00
Water Cooler	72,791.00				72,791.00	10,919.00	61,872.00
Xerox Machine	30,747.00				30,747.00	4,612.00	26,135.00
<b>BLOCK - III ( 60% )</b>							
Computers	2,448,847.00	1,497,044.00	655,400.00		4,601,291.00	2,564,155.00	2,037,136.00
Computer Software	16,800.00				16,800.00	10,080.00	6,720.00
Library Books	461,054.00	209,976.00	122,202.00		793,232.00	439,279.00	353,953.00
<b>TOTAL - A</b>	<b>24,557,059.00</b>	<b>2,804,681.00</b>	<b>1,703,355.00</b>		<b>29,065,095.00</b>	<b>5,978,884.00</b>	<b>23,086,211.00</b>





**[ G D A FOUNDATION UNIT ] SCHEDULE ' P '**  
**FIXED ASSETS SCHEDULE AS ON 31.03.2017**

Particulars	W.D.V. as on 01.04.2016	Used for 180 days or more	Used for less than 180 days	Deleti ons	TOTAL	Depreciation	W.D.V. as at 31.03.2017
<b>BLOCK - I ( 10% )</b>							
Building At Kengeri	9,036,469.00			-	9,036,469.00	903,647.00	8,132,822.00
Building At Southend Road	9,110,467.00			-	9,110,467.00	911,047.00	8,199,420.00
Building at Surya Nagar		57,592.00	48,450,000.00		48,450,000.00	2,422,500.00	46,027,500.00
Computer					57,592.00	34,555.00	23,037.00
Furnitures & Fixtures			5,760,579.00		5,760,579.00	288,029.00	5,472,550.00
Library Books			28,430.00		28,430.00	8,529.00	19,901.00
<b>BLOCK - II ( 15% )</b>							
Land At Dasarahalli	5,989,430.00			-	5,989,430.00	-	5,989,430.00
Land At Kengeri	3,576,809.00			-	3,576,809.00	-	3,576,809.00
Land At Kudlu	424,230.10			-	424,230.10	-	424,230.10
Land at Surya Nagar	138,445,163.00			-	138,445,163.00	-	138,445,163.00
TOTAL - B	166,582,568.10	57,592.00	54,239,009.00	-	220,879,169.10	4,568,307.00	216,310,862.10
<b>GRAND TOTAL - [A+B+C]</b>	<b>191,139,627.10</b>	<b>6,333,148.00</b>	<b>57,201,477.00</b>	<b>-</b>	<b>254,674,252.10</b>	<b>11,077,210.00</b>	<b>243,597,042.10</b>
<b>Building</b>	<b>opening Balance</b>	<b>Additions during the year</b>	<b>Total</b>	<b>Transferred to Building a/c</b>	<b>Closing Balance</b>		
<b>Capital Work-in-Progress</b>							
Building construction - surya Nag	52,315,243.00	85,278,876.00	137,594,119.00	48,450,000.00	89,144,119.00		
Building construction - Peenya		20,347,788.00	20,347,788.00		20,347,788.00		
<b>Total - D</b>	<b>52,315,243.00</b>	<b>105,626,664.00</b>	<b>157,941,907.00</b>	<b>48,450,000.00</b>	<b>109,491,907.00</b>		
Applied as application for the year 2015-16			33,299,433.00				
Applied as application for the year 2016-17			23,186,510.00				
Balance C/F			<b>101,455,964.00</b>				





**[ SURANA VIDYALAYA UNIT ] SCHEDULE 'P'  
FIXED ASSETS SCHEDULE - I - AS ON 31.03.2017**

Particulars	W.D.V. as on 01.04.2016	Used for 180 days or more	Used for less than 180 days	Deletions	TOTAL	Depreciation	W.D.V. as at 31.03.2017
<b>BLOCK - I ( 10% )</b>							
Furniture & Fixtures		2,262,682.00	349,573.00	-	2,612,255.00	243,747.00	2,368,508.00
<b>BLOCK - II ( 15% )</b>							
Electrical Instalations		245,030.00	692,237.00	-	937,267.00	88,672.00	848,595.00
Musical Instruments		242,700.00	-	-	242,700.00	36,405.00	206,295.00
Public Address Systems		605,889.00	96,672.00	-	702,561.00	98,134.00	604,427.00
Xerox Machine		93,051.00	-	-	93,051.00	13,958.00	79,093.00
<b>BLOCK - III ( 60% )</b>							
Computers		21,523.00	67,015.00	-	88,538.00	33,018.00	55,520.00
Library Books		-	53,616.00	-	53,616.00	16,085.00	37,531.00
<b>TOTAL - C</b>		<b>3,470,875.00</b>	<b>1,259,113.00</b>	<b>-</b>	<b>4,729,988.00</b>	<b>530,019.00</b>	<b>4,199,969.00</b>



**SURANA COLLEGE**  
(A unit of G.D.A. Foundation)

BALANCE SHEET AS AT 31-03-2017					
LIABILITIES	SCH	Rs.	ASSETS	SCH	Rs.
GDA Foundation	G	21,259,202.08	Cash in Hand & Cash at Bank	J	957,258.08
Sundry Creditors	H	84,267.00	Investments - in Bank	K	1,163,683.00
Outstanding Liabilities	I	6,039,227.00	Loans, Advances & Deposit	L	2,175,544.00
			Fixed Assets	P	23,086,211.00
		<b>27,382,696.08</b>	-		<b>27,382,696.08</b>

As per our Report of even date  
**For T D JAIN AND D I SAKARIA**  
 Chartered Accountants  
 Firm Reg No : 002491S

For G.D.A. Foundation



**T D Jain**  
 Partner  
 M.M.NO : 012034





Trustee

Place : Bangalore  
 Date : 25.10.2017

**SURANA COLLEGE**

(A unit of G.D.A.Foundation)

**INCOME & EXPENDITURE ACCOUNT FOR THE YEAR ENDED 31.03.2017**

<b>EXPENDITURE</b>	<b>SCH</b>	<b>Rs.</b>	<b>INCOME</b>	<b>SCH</b>	<b>Rs.</b>
To Fees & Renewals	<b>A</b>	12,671,973.00	By Education Fees	<b>D</b>	121,058,416.00
" Statutory Contributions	<b>B</b>	4,831,055.00	" Interest Received	<b>E</b>	365,367.00
" Salary & Allowances	<b>C</b>	45,781,156.00	" Other Income	<b>F</b>	813,316.00
" Functions & Cultural Expenses		1,770,376.00			
" Building Maintenance		1,527,574.00			
" Repairs & Maintenance		1,302,356.00			
" Research Faculty & Students		365,034.00			
" Advertisement Expenses		510,183.00			
" Audit Fees		41,300.00			
" Bank Charges		92,099.67			
" Commission Paid		690,500.00			
" Conveyance Expenses		2,054,542.00			
" Electrical Fittings & Other Expenses		385,791.00			
" Electricity & Water Charges		2,250,582.36			
" Hostel Expenses		223,200.00			
" Internet Access Charges		262,186.48			
" ISR Activities expenses		209,541.00			
" Laboratory Expenses		32,838.00			
" News Paper & Magazines Expenses		636,227.00			
" Office Maintenance Expenses		584,355.00			
" Postage & Telephone Expenses		370,516.00			
" Printing & Stationery Expenses		2,081,801.00			
" Professional Charges		5,145,232.00			
" Sports Expenses		1,485,293.00			
" Staff Mediclaim		259,876.00			
" Students Safety Expenses		107,929.00			
" Transport Expenses		130,795.00			
" Vehicle Maintenance Expenses		577,926.00			
" Watch & Ward Expenses		2,304,448.00			
" Depreciation		5,978,884.00			
" Excess of Income Over Expenditure		27,571,529.49			
		<b>122,237,099.00</b>			<b>122,237,099.00</b>

As per our Report of even date  
**For T D JAIN AND D I SAKARIA**  
 Chartered Accountants  
 Firm Reg No : 002491S

For G.D.A. Foundation

*T D Jain*

**T D Jain**  
 Partner  
 M.M.NO : 012034



*[Signature]*

Trustee

Place : Bangalore  
 Date : 25.10.2017



**[ SURANA COLLEGE UNIT ] SCHEDULE ' P '**  
**FIXED ASSETS SCHEDULE AS ON 31.03.2017**

Particulars	W.D.V. as on 01.04.2016	Used for 180 days or more	Used for less than 180 days	Delet ions	TOTAL	Depreciation	W.D.V. as at 31.03.2017
<b>BLOCK - I ( 10% )</b>							
Furniture & Fixtures	10,051,431.00	208,108.00	11,450.00	-	10,270,989.00	1,026,526.00	9,244,463.00
<b>BLOCK - II ( 15% )</b>							
Air Condition	1,098,174.00	359,809.00		-	1,457,983.00	218,697.00	1,239,286.00
Biology Lab Equipments	13,493.00			-	13,493.00	2,024.00	11,469.00
Biotechnology Lab Eqpt.	76,815.00			-	76,815.00	11,522.00	65,293.00
Botany Lab Equipments	13,903.00			-	13,903.00	2,085.00	11,818.00
Chemistry Lab Equipments	31,040.00			-	31,040.00	4,656.00	26,384.00
Electrical Instalations	4,498,496.00	173,335.00	782,133.00	-	5,453,964.00	759,435.00	4,694,529.00
Electronics Lab Equipments	151,121.00			-	151,121.00	22,668.00	128,453.00
Generator	379,729.00			-	379,729.00	56,959.00	322,770.00
Lift In Building	237,334.00			-	237,334.00	35,600.00	201,734.00
Laboratory Equip.	11,959.00			-	11,959.00	1,794.00	10,165.00
Micro Biology Lab Equip.	5,696.00			-	5,696.00	854.00	4,842.00
Motor Vehicle	475,311.00			-	475,311.00	71,297.00	404,014.00
Car	225,461.00			-	225,461.00	33,819.00	191,642.00
Office Equipments	825,687.00			-	825,687.00	123,853.00	701,834.00
Physics Lab Equipments	54,840.00			-	54,840.00	8,226.00	46,614.00
Psychology Lab Equipments	268,948.00			-	268,948.00	40,342.00	228,606.00
Public Address Systems	2,897,860.00	345,698.00	132,170.00	-	3,375,728.00	496,446.00	2,879,282.00
Pump Set	23,748.00	10,711.00		-	34,459.00	5,169.00	29,290.00
Sports Materials	184,537.00			-	184,537.00	27,681.00	156,856.00
Typewriter	1,237.00			-	1,237.00	186.00	1,051.00
Water Cooler	72,791.00			-	72,791.00	10,919.00	61,872.00
Xerox Machine	30,747.00			-	30,747.00	4,612.00	26,135.00
<b>BLOCK - III ( 60% )</b>							
Computers	2,448,847.00	1,497,044.00	655,400.00	-	4,601,291.00	2,564,155.00	2,037,136.00
Computer Software	16,800.00			-	16,800.00	10,080.00	6,720.00
Library Books	461,054.00	209,976.00	122,202.00	-	793,232.00	439,279.00	353,953.00
<b>TOTAL - A</b>	<b>24,557,059.00</b>	<b>2,804,681.00</b>	<b>1,703,355.00</b>		<b>29,065,095.00</b>	<b>5,978,884.00</b>	<b>23,086,211.00</b>




**SURANA COLLEGE**

South End Road, Bangalore.

Course wise Income &amp; Expenditure Statement for the period from 01.04.2016 to 31.03.2017

Income	Total	Degree	M.Com	MBA	MCA	M.Sc.psy	Total Rs.
Fee Collections from admissions	87,149,960	66,518,135	3,430,737	11,235,831	3,767,840	2,197,417	121,058,416
Other Receipts	813,316						813,316
Interest on Investments	365,367						365,367
<b>Total Rs.</b>	<b>87,149,960</b>	<b>66,518,135</b>	<b>3,430,737</b>	<b>11,235,831</b>	<b>3,767,840</b>	<b>2,197,417</b>	<b>122,237,099</b>

Capital expenditure:	Total	Degree	M.Com	MBA	MCA	M.Sc.psy	Total Rs.
Air Condition	359,809	359,809					359,809
Computers	1,602,444	502,444		550,000	500,000	50,000	2,152,444
Electrical Installations	580,468	330,468		100,000	100,000	50,000	955,468
Furnitures & Fixtures	119,558	119,558					219,558
Library Books D-91246	257,967	126,410	34,168	38,872	29,809	28,708	332,178
Public Address Systems	277,868	277,868					477,868
<b>Total Capital expenditure:</b>	<b>3,198,114</b>	<b>1,716,557</b>	<b>34,168</b>	<b>688,872</b>	<b>629,809</b>	<b>128,708</b>	<b>4,497,325</b>

  
Karunasekara Reddy  
Chief Accounts Officer  
Surana College  
Bengaluru - 560 004



Revenue Expenses	Total	Degree	M.Com	MBA	MCA	M.Sc.psy	Total Rs.
To Fees & Renewals	11,509,790	8,131,614	395,040	1,738,525	841,670	402,941	12,671,973
" Statutory Contributions	3,236,055	1,909,055	95,000	582,000	400,000	250,000	4,831,055
" Salary & Allowances	31,731,299	21,500,105	461,235	5,609,052	1,956,970	2,203,937	45,781,156
" Visiting faculty / part time faculty	1,731,744	328,244	883,500	249,000	271,000		2,707,044
" Staff Incentive for academic excellence	80,000				60,000	20,000	80,000
" Functions & Cultural Expenses	415,774	250,919	10,000	69,855	50,000	35,000	685,774
" Entry fee Faculty	74,241	40,741	3,500	15,000	10,000	5,000	101,436
" Entry fee Students	53,420	26,920	2,500	15,000	5,000	4,000	70,220
" Gifts & Prizes	423,915	218,915	10,000	136,000	34,000	25,000	630,415
" Guest Lecturers & Seminars	202,531	56,820	27,711	118,000			202,531
" Building Maintenance	2,045,074	1,020,074	100,000	500,000	275,000	150,000	3,270,074
" Repairs & Maintenance	957,356	342,356	15,000	300,000	200,000	100,000	1,302,356
" Research Faculty & Students	365,034	90,434	212,100	62,500			365,034
" Advertisement Expenses	365,183	135,183	15,000	175,000	25,000	15,000	510,183
" Audit Fees	41,300	41,300					41,300
" Bank Charges	92,100	92,100					92,100
" Commission Paid	690,500	-		690,500			690,500
" Conveyance Expenses	758,377	378,377	15,000	250,000	100,000	15,000	1,068,377
" Admission promotional expenses	963,521	-		963,521			963,521
" Electrical Fittings & Other Expenses	285,791	185,791		50,000	30,000	20,000	385,791
" Electricity & Water Charges	1,735,582	640,199	25,000	645,383	350,000	75,000	2,250,582
" Hostel Expenses	223,200	223,200					223,200
" Internet Access Charges	182,186	82,186	5,000	45,000	35,000	15,000	262,186
" ISR Activities expenses	169,541	74,541	5,000	45,000	30,000	15,000	209,541
" Laboratory Expenses	17,838	17,838					17,838
" News Paper & Magazines Expenses	511,316	151,316		250,000	75,000	35,000	636,316
" Office Maintenance Expenses	368,355	221,355	2,000	85,000	45,000	15,000	584,355
" Postage & Telephone Expenses	274,516	142,516	2,000	65,000	45,000	20,000	370,516
" Printing & Stationery Expenses	1,284,801	739,406	10,000	310,395	200,000	25,000	2,081,801
" Professional Charges	136,443	116,443		10,000	10,000		192,443
" Skill development programmes	1,210,830	905,830	32,500	272,500			2,245,830
" Sports Expenses	875,293	740,293	5,000	75,000	35,000	20,000	1,485,293
" Staff Mediclaim	188,376	93,376	5,000	45,000	30,000	15,000	259,376
" Students Safety Expenses	58,217	43,427	3,774	5,406	3,060	2,550	107,929
" Transport Expenses	100,795	50,795	5,000	25,000	10,000	10,000	130,795
" Vehicle Maintenance Expenses	542,926	167,926	5,000	325,000	25,000	20,000	677,926
" Watch & Ward Expenses	1,434,448	1,064,448	20,000	260,000	60,000	30,000	2,304,448
<b>Revenue Expenses before depreciation</b>	<b>65,337,668</b>	<b>40,224,043</b>	<b>2,370,860</b>	<b>13,987,637</b>	<b>5,211,700</b>	<b>3,543,428</b>	<b>90,429,274</b>
" Depreciation	3,610,334	2,992,637	157,619	225,779	127,799	106,500	5,978,884
<b>Total Revenue Expenses</b>	<b>68,948,002</b>	<b>43,216,680</b>	<b>2,528,479</b>	<b>14,213,416</b>	<b>5,339,499</b>	<b>3,649,928</b>	<b>96,408,158</b>



Karunasekara Reddy  
Chief Accounts Officer  
Surana College  
Bengaluru - 560 004



**T D JAIN AND D I SAKARIA**  
CHARTERED ACCOUNTANTS

**CA T.D. JAIN** B.Com., F.C.A.  
**CA DHANPAL I SAKARIA**  
B.Com., F.C.A.

# 34, Keshava Nivas, 3rd Floor  
First Main, Gandhinagar  
Bangalore-560 009  
Phone : 22356135, 22356137  
Telefax : 080-22356136  
E-mail : ostawaljain@gmail.com

**AUDIT REPORT**

**FORM NO.10B**  
**[See Rule 17 B]**

**AUDIT REPORT UNDER SECTION 12A (b) OF THE INCOME TAX ACT, 1961,  
IN THE CASE OF CHARITABLE OR RELIGIOUS TRUSTS OR INSTITUTIONS.**

We have examined the Balance Sheet of **G.D.A. FOUNDATION** as on 31<sup>st</sup> March, 2018 and the Income and Expenditure Account for the Year ended on that date which is in agreement with the books of accounts maintained by the said Trust.

We have obtained all the information's and explanations which to the best of our knowledge and belief were necessary for the purposes of the audit. In our opinion, proper books of account have been kept by the above named trust so far as appears in our examination of the books.

In our opinion and to the best of our information, and according to the information and explanations given to us, the said accounts give a true and fair view:

- i) In the case of the Balance Sheet, the state of affairs of the above named trust as on 31.03.2018

AND

- ii) In the case of the Income and Expenditure Account, of the Excess of Income over Expenditure for the year ended 31.03.2018

The prescribed particulars are annexed hereto.

Place: Bangalore  
Date: 26.09.2018

As per Our Report of even date  
For **T D JAIN AND D I SAKARIA**  
Chartered Accountants

  
**T.D.JAIN**  
(Partner)



Name: : **G.D.A. FOUNDATION**  
Address : No.16, Southend Road, Bangalore - 560 004  
Status : TRUST  
PAN : AAATGO826A  
Financial Year : 2017-18  
Assessment Year : 2018-2019

**STATEMENT OF TOTAL INCOME**

**Amount**

**Amount**

INCOME RECEIVED FROM OBJECTS:

Voluntary contributions to Corpus donations		30,000,000.00
Education Fee		173,292,246.00
Other Income		3,562,327.00
Interest Received		18,099,260.00
		<u>224,953,833.00</u>
Less : Voluntary contribution U/s 11(1)(d)		<u>30,000,000.00</u>
	<b>Total Income</b>	<b>194,953,833.00</b>
Less : Income deemed to be applied U/s 11(1) (a) not exceeding 15% of the income		<u>29,243,074.95</u>
		<u>165,710,758.05</u>
Less : Expenses as per I & E Statement	140,286,819.42	
Depreciation ( The assests not considered as application)	<u>25,423,938.63</u>	
		<u>165,710,758.05</u>

Balance

-

Taxable Income

Nil

Tax thereon

-

Less: TDS Deducted

460,021.00

**Balance tax payable (Refundable)Rs.**

**(460,021.00)**



For G D A Foundation



(Trustee)

**G.D.A.FOUNDATION**

**CONSOLIDATED BALANCE SHEET AS AT 31-03-2018**

<b>LIABILITIES</b>	<b>SCH</b>	<b>Rs.</b>	<b>ASSETS</b>	<b>SCH</b>	<b>Rs.</b>
Corpus Fund	<b>G</b>	287,541,700.00	Cash in Hand & Cash at Bank	<b>K</b>	5,484,418.70
General Fund	<b>H</b>	391,850,685.80	Investments	<b>L</b>	111,867,450.00
Sundry Creditors	<b>I</b>	10,539,645.00	Loans, Advances & Deposit	<b>M</b>	24,686,074.00
Outstanding Liabilities	<b>J</b>	18,782,559.00	Fixed Assets.	<b>P</b>	566,676,647.10
		<b>708,714,589.80</b>	-		<b>708,714,589.80</b>

As per our Report of even date  
**For T D JAIN AND D I SAKARIA**  
Chartered Accountants  
Firm Reg No : 002491S

For **G.D.A. Foundation**



**T D Jain**  
Partner  
M.M.NO : 012034



*Trustee*

Place : Bangalore  
Date : 24.09.2018



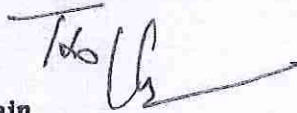
**G.D.A.FOUNDATION**

**CONSOLIDATED INCOME & EXPENDITURE ACCOUNT FOR THE YEAR ENDED 31.03.2018**

<b>EXPENDITURE</b>	<b>SCH</b>	<b>Rs.</b>	<b>INCOME</b>	<b>SCH</b>	<b>Rs.</b>
To Fees & Renewals	<b>A</b>	12,255,268.00	By Education Fees	<b>D</b>	173,292,246.00
" Salary & Allowances	<b>B</b>	69,542,283.00	" Interest on Investment	<b>E</b>	18,099,260.00
" Statutory Contributions	<b>C</b>	7,676,063.00	" Other Income	<b>F</b>	3,562,327.00
" Functions & Cultural expenses		4,867,051.00			
" Building Maintenance		5,366,006.00			
" Repairs & Maintenance		2,455,843.00			
" Research Faculty & Students		373,435.00			
" Rates & Taxes		1,328,249.00			
" Advertisement Expenses		2,943,070.00			
" Audit Fees		42,175.00			
" Bank Charges		155,325.38			
" Commission Paid		435,000.00			
" Conveyance Expenses		2,708,633.00			
" Electrical Fittings & Other Expenses		616,301.00			
" Electricity & Water Charges		3,014,438.00			
" Hostel Expenses		330,300.00			
" Interest paid		52,329.00			
" Internet Access Charges		393,767.93			
" Laboratory Expenses		287,104.00			
" ISR Activities expenses		782,616.00			
" News Paper & Magazines Expenses		679,831.00			
" Office Maintenance Expenses		1,715,109.00			
" Postage & Telephone Expenses		530,670.11			
" Printing & Stationery Expenses		3,581,789.00			
" Professional Charges		8,505,520.00			
" Sports Expenses		2,307,533.00			
" Staff Mediclaim		372,963.00			
" Students GPAIP		139,868.00			
" Transport Expenses		2,393,286.00			
" Vehicle Maintenance Expenses		716,510.00			
" Watch & Ward Expenses		3,718,483.00			
" Depreciation on F.A additions		25,757,238.00			
" Depreciation on F.A opening		10,869,140.00			
" Excess of Income Over Expenditure		18,040,635.58			
		<b>194,953,833.00</b>			<b>194,953,833.00</b>

As per our Report of even date  
**For T D JAIN AND D I SAKARIA**  
 Chartered Accountants  
 Firm Reg No : 002491S

**T D Jain**  
 Partner  
 M.M.NO : 012034




For **G.D.A. Foundation**




Trustee


Place : Bangalore  
 Date : 24.09.2018



**G D A FOUNDATION SCHEDULE ' P '**

**CONSOLIDATED FIXED ASSETS SCHEDULE AS ON 31.03.2018**

Particulars	W.D.V. as on 01.04.2017	Used for 180 days or more	Used for less than 180 days	Deletio ns	TOTAL	Depreciation on Opening WDV 2017-18	Depreciation on Additions of 2017-18	W.D.V. as at 31.03.2018- Opening WDV Balance	W.D.V. as at 31.03.2018 on Additions of 2017-18
GDA Foundation - Unit	210,795,374.10	162,500,000.00	61,000,000.00	-	434,295,374.10	6,235,974.00	19,300,000.00	204,559,400.10	204,200,000.00
Surana College - Southend car	23,086,211.00	2,704,027.00	2,535,750.00	-	28,325,988.00	4,079,723.00	2,040,959.00	19,006,488.00	3,198,818.00
Surana College - Peenya Camf	-	13,843,364.00	5,187,053.00	-	19,030,417.00	-	2,646,112.00	-	16,384,305.00
Surana Vidyalaya	4,199,969.00	11,058,969.00	3,239,839.00	-	18,498,777.00	553,443.00	1,770,167.00	3,646,526.00	12,528,641.00
<b>TOTAL</b>	<b>238,081,554.10</b>	<b>190,106,360.00</b>	<b>71,962,642.00</b>	<b>-</b>	<b>500,150,556.10</b>	<b>10,869,140.00</b>	<b>25,757,238.00</b>	<b>227,212,414.10</b>	<b>236,311,764.00</b>
<b>Building Capital Work-in-Progress</b>	<b>opening Balance</b>	<b>Additions during the year</b>			<b>Total</b>		<b>Transferred to Building a/c</b>		<b>Closing Balance</b>
Building construction - Surana Vidyalaya	89,144,119.00	125,333,131.00			214,477,250.00		152,500,000.00		61,977,250.00
Building construction - Peenya	20,347,788.00	91,827,431.00			112,175,219.00		71,000,000.00		41,175,219.00
<b>TOTAL</b>	<b>109,491,907.00</b>	<b>217,160,562.00</b>	<b>-</b>	<b>-</b>	<b>326,652,469.00</b>		<b>223,500,000.00</b>		<b>103,152,469.00</b>
<b>GRAND TOTAL</b>	<b>347,573,461.10</b>							<b>227,212,414.10</b>	<b>339,464,233.00</b>

As per our Report of even date  
**For T D JAIN AND D I SAKARIA**  
 Chartered Accountants  
 Firm Reg No : 002491S  
  
**T D Jain**  
 Partner  
 M.M.NO : 012034



For G.D.A. Foundation



Trustee

Place : Bangalore  
 Date : 24.09.2018



**SURANA COLLEGE****(A unit of G.D.A. Foundation)****BALANCE SHEET AS AT 31-03-2018**

<b>LIABILITIES</b>	<b>SCH</b>	<b>Rs.</b>	<b>ASSETS</b>	<b>SCH</b>	<b>Rs.</b>
GDA Foundation	<b>D</b>	18,982,953.39	Cash in Hand & Cash at Bank	<b>G</b>	(278,971.61)
Sundry Creditors	<b>E</b>	381,096.00	Investments - in Bank	<b>H</b>	1,241,886.00
Outstanding Liabilities	<b>F</b>	6,120,542.00	Loans, Advances & Deposit	<b>I</b>	2,316,371.00
			Fixed Assets	<b>P</b>	22,205,306.00
		<b>25,484,591.39</b>			<b>25,484,591.39</b>


As per our Report of even date  
**For T D JAIN AND D I SAKARIA**  
Chartered Accountants  
Firm Reg No : 002491S



**T D Jain**  
Partner  
M.M.NO : 012034

Place : Bangalore  
Date : 24.09.2018

**For G.D.A. Foundation**



**Trustee**



**SURANA COLLEGE**

(A unit of G.D.A.Foundation)

**INCOME & EXPENDITURE ACCOUNT FOR THE YEAR ENDED 31.03.2018**

<b>EXPENDITURE</b>	<b>SCH</b>	<b>Rs.</b>	<b>INCOME</b>	<b>SCH</b>	<b>Rs.</b>
To Fees & Renewals		11,145,155.00	By Education Fees	<b>A</b>	137,848,855.00
" Statutory Contributions		5,996,829.00	" Interest Received	<b>B</b>	405,586.00
" Salary & Allowances		48,701,026.00	" Other Income	<b>C</b>	2,757,300.00
" Functions & Cultural Expenses		3,801,362.00			
" Building Maintenance		1,550,525.00			
" Repairs & Maintenance		2,338,947.00			
" Research Faculty & Students		373,435.00			
" Advertisement Expenses		1,359,970.00			
" Audit Fees		42,175.00			
" Bank Charges		102,284.65			
" Commission Paid		435,000.00			
" Conveyance Expenses		2,299,474.00			
" Electrical Fittings & Other Expenses		512,406.00			
" Electricity & Water Charges		2,243,671.00			
" Hostel Expenses		330,300.00			
" Internet Access Charges		337,395.93			
" ISR Activities expenses		472,616.00			
" Laboratory Expenses		75,352.00			
" News Paper & Magazines Expenses		663,105.00			
" Office Maintenance Expenses		1,073,966.00			
" Postage & Telephone Expenses		372,458.11			
" Printing & Stationery Expenses		2,729,757.00			
" Professional Charges		7,172,336.00			
" Sports Expenses		1,650,967.00			
" Staff Mediclaim		339,913.00			
" Students GPAIP		134,454.00			
" Transport Expenses		50,495.00			
" Vehicle Maintenance Expenses		493,968.00			
" Watch & Ward Expenses		2,257,261.00			
" Depreciation on F.A additions		2,040,959.00			
" Depreciation on F.A opening		4,079,723.00			
" Excess of Income Over Expenditure		35,834,455.31			
		<b>141,011,741.00</b>		-	<b>141,011,741.00</b>

As per our Report of even date  
**For T D JAIN AND D I SAKARIA**  
 Chartered Accountants  
 Firm Reg No : 002491S

*T D Jain*

**T D Jain**  
 Partner  
 M.M.NO : 012034



For **G.D.A. Foundation**

*Trustee*

**Trustee**

Place : Bangalore  
 Date : 24.09.2018



**SURANA COLLEGE SCHEDULE ' P '**

**FIXED ASSETS SCHEDULE AS ON 31.03.2018**

Particulars	W.D.V. as on 01.04.2017	Used for 180 days or more	Used for less than 180 days	Deletions	TOTAL	Depreciation on Opening WDV 2017- 18	Depreciation on Additions of 2017-18	W.D.V. as at 31.03.2018- Opening WDV Balance	W.D.V. as at 31.03.2018 on Additions of 2017- 18
<b>BLOCK - I ( 10% )</b>									
Furniture & Fixtures	9,244,463.00		52,636.00	-	9,297,099.00	924,446.00	2,632.00	8,320,017.00	50,004.00
<b>BLOCK - II ( 15% )</b>									
Air Condition	1,239,286.00			-	1,239,286.00	185,893.00	-	1,053,393.00	-
Biology Lab Equipments	11,469.00			-	11,469.00	1,720.00	-	9,749.00	-
Biotechnology Lab Eqpt.	65,293.00		13,216.00	-	78,509.00	9,794.00	991.00	55,499.00	12,225.00
Botany Lab Equipments	11,818.00			-	11,818.00	1,773.00	-	10,045.00	-
Chemistry Lab Equipments	26,384.00			-	26,384.00	3,958.00	-	22,426.00	-
Electrical Instalations	4,694,529.00		1,023,596.00	-	5,718,125.00	704,179.00	76,770.00	3,990,350.00	946,826.00
Electronics Lab Equipments	128,453.00			-	128,453.00	19,268.00	-	109,185.00	-
Generator	322,770.00			-	322,770.00	48,416.00	-	274,354.00	-
Lift In Building	201,734.00			-	201,734.00	30,260.00	-	171,474.00	-
Laboratory Equip.	10,165.00			-	10,165.00	1,525.00	-	8,640.00	-
Micro Biology Lab Equip.	4,842.00			-	4,842.00	726.00	-	4,116.00	-
Motor Vehicle	404,014.00			-	404,014.00	60,602.00	-	343,412.00	-
Car	191,642.00			-	191,642.00	28,746.00	-	162,896.00	-
Office Equipments	701,834.00		19,729.00	-	721,563.00	105,275.00	1,480.00	596,559.00	18,249.00
Physics Lab Equipments	46,614.00			-	46,614.00	6,992.00	-	39,622.00	-
Psychology Lab Equipments	228,606.00			-	228,606.00	34,291.00	-	194,315.00	-
Public Address Systems	2,879,282.00	112,658.00		-	2,991,940.00	431,892.00	16,899.00	2,447,390.00	95,759.00
Pump Set	29,290.00		20,117.00	-	49,407.00	4,394.00	1,509.00	24,896.00	18,608.00
Sports Materials	156,856.00			-	156,856.00	23,528.00	-	133,328.00	-
Typewriter	1,051.00			-	1,051.00	158.00	-	893.00	-
Water Cooler	61,872.00			-	61,872.00	9,281.00	-	52,591.00	-
Xerox Machine	26,135.00	80,180.00		-	106,315.00	3,920.00	12,027.00	22,215.00	68,153.00
<b>BLOCK - III ( 50% )</b>									
Computers	2,037,136.00	2,375,000.00	80,594.00	-	4,492,730.00	1,222,282.00	1,449,178.00	814,854.00	1,006,416.00
Computer Software	6,720.00		384,975.00	-	391,695.00	4,032.00	115,493.00	2,688.00	269,482.00
Library Books	353,953.00	136,189.00	940,887.00	-	1,431,029.00	212,372.00	363,980.00	141,581.00	713,096.00
<b>TOTAL</b>	<b>23,086,211.00</b>	<b>2,704,027.00</b>	<b>2,535,750.00</b>	<b>-</b>	<b>28,325,988.00</b>	<b>4,079,723.00</b>	<b>2,040,959.00</b>	<b>19,006,488.00</b>	<b>3,198,818.00</b>




**SURANA COLLEGE**

South End Road, Bangalore.

Course wise Income &amp; Expenditure Statement for the period from 01.04.2017 to 31.03.2018

Income	Total	Degree 17-18	M.Com 17-18	MBA 17-18	MCA 17-18	M.Sc.psy 17-18	Total Rs. 17-18
Fee Collections from admissions	100,374,138	74,182,669	3,209,815	15,826,894	5,476,930	1,677,830	137,848,855
Fee concession and cancellations	-						
Other Receipts	-						2,757,300
Interest on Investments	-						405,586
<b>Total Rs.</b>	<b>100,374,138</b>	<b>74,182,669</b>	<b>3,209,815</b>	<b>15,826,894</b>	<b>5,476,930</b>	<b>1,677,830</b>	<b>141,011,741</b>

Capital expenditure:	Total	Degree 17-18	M.Com 17-18	MBA 17-18	MCA 17-18	M.Sc.psy 17-18	Total Rs. 17-18
Biotech lab Equipments	32,945	32,945					32,945
Computers	2,150,569	781,944	45,000	675,125	538,500	110,000	2,840,569
Electrical Installations	793,713	358,713		275,000	110,000	50,000	1,043,713
Furnitures & Fixtures	52,636	-		52,636			52,636
Library Books	989,176	115,686	10,402	406,088	457,000		1,077,076
Public Address Systems & Xerox	137,838	118,109		19,729			192,838
<b>Total Capital expenditure:</b>	<b>4,156,877</b>	<b>1,407,397</b>	<b>55,402</b>	<b>1,428,578</b>	<b>1,105,500</b>	<b>160,000</b>	<b>5,239,777</b>



Karunasekara Reddy  
Chief Accounts Officer  
Surana College  
Bengaluru - 560 004



Revenue Expenses	Total	Degree 17-18	M.Com 17-18	MBA 17-18	MCA 17-18	M.Sc.psy 17-18	Total Rs. 17-18
To Fees & Renewals	10,006,030	6,066,467	497,378	2,352,356	733,603	356,226	11,145,155
" Statutory Contributions	4,369,329	3,024,329	125,000	585,000	410,000	225,000	5,996,829
" Salary & Allowances	32,591,977	22,532,541	841,865	5,519,485	2,091,445	1,606,641	48,701,026
" Visiting faculty / part time faculty	1,622,739	478,345	451,500	334,150	179,744	179,000	2,837,747
" Staff cash awards	37,000	22,000		10,000	5,000		57,000
" Functions & Cultural Expenses	1,585,410	735,410	25,000	450,000	300,000	75,000	2,417,410
" Entry fee Faculty	59,576	40,136		13,440	3,000	3,000	74,576
" Entry fee Students	40,670	30,670		7,500	2,500		50,670
" Gifts & Prizes	363,232	193,232	10,000	100,000	45,000	15,000	543,232
" Guest Lecturers & Seminars	633,474	458,474		100,000	50,000	25,000	658,474
" Building Maintenance	965,525	540,525	25,000	200,000	150,000	50,000	1,550,525
" Repairs & Maintenance	1,773,947	1,198,947	25,000	300,000	200,000	50,000	2,338,947
" Research Faculty & Students	373,435	192,385	102,300	78,750			373,435
" Advertisement Expenses	944,970	389,970	15,000	450,000	65,000	25,000	1,359,970
Audit Fees	42,175	42,175					42,175
" Bank Charges	77,285	62,285		10,000	5,000		102,285
" Commission Paid	435,000	-		435,000			435,000
" Conveyance Expenses	687,438	317,438	20,000	225,000	100,000	25,000	902,438
" Admission promotional expenses	1,327,036	27,036		1,300,000			1,397,036
" Electrical Fittings & Other Expenses	332,406	227,406	15,000	50,000	30,000	10,000	512,406
" Electricity & Water Charges	1,628,671	609,908	35,000	533,763	350,000	100,000	2,243,671
" Hostel Expenses	330,300	330,300					330,300
" Internet Access Charges	232,396	107,396	5,000	55,000	55,000	10,000	337,396
" ISR Activities expenses	362,616	217,616	5,000	100,000	30,000	10,000	472,616
" Laboratory Expenses	50,352	50,352					75,352
" News Paper & Magazines Expenses	584,105	94,105	15,000	350,000	100,000	25,000	663,105
" Office Maintenance Expenses	681,466	401,466	10,000	175,000	75,000	20,000	1,073,966
" Postage & Telephone Expenses	273,458	143,458	5,000	65,000	40,000	20,000	372,458
" Printing & Stationery Expenses	1,674,757	1,059,757	15,000	375,000	200,000	25,000	2,729,757
" Professional Charges	572,608	125,388	50,000	150,000	222,220	25,000	933,608
" Skill development programmes	1,934,116	1,377,032	25,000	532,084			3,400,981
" Sports Expenses	905,825	765,825	5,000	75,000	35,000	25,000	1,650,967
" Staff Mediclaim	315,913	297,513	2,800	9,600	3,200	2,800	339,913
" Students Safety Expenses	121,335	117,330	905	1,773	843	484	134,454
" Transport Expenses	30,495	30,495					50,495
" Vehicle Maintenance Expenses	473,968	103,968		275,000	75,000	20,000	493,968
" Watch & Ward Expenses	1,372,261	958,261	20,000	264,000	100,000	30,000	2,257,261
<b>Revenue Expenses before depreciation</b>	<b>69,813,295</b>	<b>43,369,940</b>	<b>2,346,748</b>	<b>15,481,901</b>	<b>5,656,555</b>	<b>2,958,151</b>	<b>99,056,604</b>
" Depreciation	2,077,191	1,300,000	300,000	1,200,000	1,000,000	500,000	6,120,682
<b>Total Revenue Expenses</b>	<b>71,890,487</b>	<b>44,669,940</b>	<b>2,646,748</b>	<b>16,681,901</b>	<b>6,656,555</b>	<b>3,458,151</b>	<b>105,177,286</b>

*Karunasekara Reddy*

Karunasekara Reddy  
Chief Accounts Officer  
Surana College  
Bengaluru - 560 004